



Ministers' Tax Guide for 2023 Returns

2024

**TAX RETURN
PREPARATION**

GUIDE

Richard R. Hammar, J.D., LL.M., CPA
Senior Editor, Church Law & Tax

ACKNOWLEDGMENTS

Both the author and Christianity Today's Church Law & Tax would like to thank CPA Elaine Sommerville for her assistance with reviewing the material in the Guide.

Copyright © 2024 Christianity Today International. *2024 Clergy Tax Return Preparation Guide for 2023 Returns* by Richard R. Hammar. Used with permission. "Christianity Today" and "CT" are the registered trademarks of Christianity Today International.

This publication is intended to provide a timely, accurate, and authoritative discussion of tax reporting compliance, and the impact of recent changes in the tax laws. It is not intended as a substitute for legal, accounting, or other professional advice. If legal, tax, or other expert assistance is required, the services of a competent professional should be sought. Although we believe this book provides accurate information, there may be changes resulting from IRS or judicial interpretations of the tax code, new tax regulations, or technical corrections that occurred after the printing of this edition that are not reflected in the text.

Master Plan Tax Services of Flower Mound, Texas, reviewed the material in the *Ministers' Tax Guide*. For additional information, visit MasterPlanTaxes.com.



Welcome to the annual tax guide, a resource provided by GuideStone® at no cost to the pastors and other church workers we serve.

The *2024 Tax Return Preparation Guide (Ministers' Tax Guide for 2023 Returns)* is again authored and edited by noted CPA and attorney Richard Hammar, one of the nation's leading experts in ministerial tax issues. We trust you will find this resource helpful as you prepare your annual tax returns. This guide addresses commonly asked questions and commonly used tax forms, but additional information can be found at [IRS.gov](https://www.irs.gov).

While we are pleased to make this resource available to you for informational purposes, GuideStone cannot offer tax or legal advice. We encourage you to consult with appropriate tax, financial, or legal advisors regarding any specific questions you may have.

We want every servant of Christ to finish well. GuideStone members and ministry partners can access a digital copy of the guide at [GuideStone.org/TaxGuide](https://www.GuideStone.org/TaxGuide), along with other helpful resources on compensation planning, ministers' housing allowance and Social Security. Additionally, we invite you to visit our new ministerial resources page at [GuideStone.org/MinisterialResources](https://www.GuideStone.org/MinisterialResources) to find helpful videos and articles covering various financial and tax-related questions.

May the Lord richly bless you as you seek to serve him.

Sincerely,

D. Hance Dilbeck Jr.

CONTENTS

<u>PART 1: Introduction</u>	6
How to Use This Guide	6
Tax Highlights for 2023	6
Preliminary Questions	8
<u>PART 2: Special Rules for Ministers</u>	10
Who is a minister for federal tax purposes?	10
Are ministers employees or self-employed for federal tax purposes?	10
Exemption from Self-Employment (Social Security) Taxes (or SECA)	11
How do ministers pay their taxes?	12
<u>PART 3: Step-By-Step Tax Return Preparation</u>	14
Tax Forms and Schedules	14
<i>Form 1040</i>	14
Step 1: Filing Status	14
Step 2: Name and Address	14
Step 3: Dependents	14
Step 4: Income	14
Line 1. Wages, salaries, tips, etc.	15
Housing Allowance	16
Housing Expenses to Include in Computing Your Housing Allowance Exclusion	17
How much should a church designate as a housing allowance?	19
Section 403(b) Retirement Plans	20
Contribution Limits	20
Minister's Housing Allowance and Contribution Limits	20
Taxation of Distributions from a 403(b) Plan	20
Salary Reduction Contributions (Section 402(g))	21
Qualified Scholarships	22
Sale or Exchange of Your Principal Residence	22
Line 2. Interest income; attach <i>Schedule B</i> if more than \$1,500	22
Line 3. Dividend income; attach <i>Schedule B</i> if more than \$1,500	23
Line 4a. IRA distributions	23
Lines 5a and 5b. Pensions and annuities	23
Lines 6a and 6b. Social Security benefits	23
Line 7. Capital gain or (loss)	24
Line 8. Additional income	24
Line 9. Total income	24
Step 5: Adjustments to Income	24
Line 10. Adjustments to income	24
Line 11. Adjusted Gross Income (AGI)	26
Step 6: Tax Computation	26
Line 12. Standard deductions or itemized deductions	26
Line 13. Qualified business income deduction	26
Line 16. Compute tax	27
Step 7: Credits	27
Lines 19 and 28. Child Tax Credit	27
Line 20, <i>Schedule 3</i> . Credit for child, dependent care, and education expenses as well as the Retirement Savings Credit	27
Lines 27, 28, and 29. Earned Income Tax Credit	27
Step 8: Other Taxes	28
Line 23, <i>Schedule 2</i> . Line 21, Other taxes	28
Step 9: Payments	28
Line 25. Federal income tax withheld	28

Line 26. Estimated tax payments	28
Line 27. Earned Income Tax Credit (EITC)	28
Step 10: Refund or Amount You Owe	29
Lines 36 and 38. Refund or amount you owe	29
Step 11: Sign Here	29
Other Forms and Schedules	30
<i>Schedule A</i>	30
Step 1: Medical and Dental Expenses (Lines 1–4)	30
Step 2: Taxes You Paid (Lines 5–7)	30
Step 3: Interest You Paid (Lines 8–10)	31
Step 4: Gifts to Charity (Lines 11–14)	32
Step 5: Casualty and Theft Losses (Line 15)	33
Note: Job Expenses and Most Other Miscellaneous Deductions	33
<i>Schedule B</i>	34
Step 1: Interest Income (Lines 1–4)	34
Step 2: Dividend Income (Lines 5–6)	34
Step 3: Foreign Accounts and Foreign Trusts (Lines 7–8)	34
<i>Schedule C</i>	34
Step 1: Introduction	34
Step 2: Income (Lines 1–7)	34
Step 3: Expenses (Lines 8–27)	35
<i>Schedule SE</i>	35
Step 1: Part I (Line 2)	35
Step 2: Part I (Line 4)	36
Step 3: Part I (Line 12)	36
<i>Form 8959, Additional Medicare Tax</i>	36
<u>PART 4: Comprehensive Examples and Sample Forms</u>	38
Example One: Active Minister	38
<i>Form W-2 from Church</i>	42
<i>Form W-2 from College</i>	43
<i>Form 1040</i>	44
<i>Schedule 1</i>	46
<i>Schedule 2</i>	48
<i>Schedule C</i>	50
<i>Schedule SE</i>	52
<i>Schedule 8812</i>	54
<i>Schedule 8812 Worksheet (Credit Limit Worksheet A)</i>	56
<i>Form 8995</i>	57
<i>Tax return attachments</i>	58
Example Two: Retired Minister	59
<i>Form 1099-R from GuideStone</i>	62
<i>Form 1040</i>	63
<i>Schedule 1</i>	65
<i>Schedule 2</i>	67
<i>Schedule C</i>	69
<i>Schedule SE</i>	71
<i>Tax return attachments</i>	73
<u>PART 5: Federal Reporting Requirements for Churches</u>	75

PART 1: INTRODUCTION

All references in this publication to line numbers on Internal Revenue Service (IRS) forms are for the draft versions of the 2023 forms, since the final forms had not been released by the IRS as of the date of publication.

HOW TO USE THIS GUIDE

This guide contains the basic information you need to complete your 2023 federal income tax return. It gives special attention to several forms and schedules and the sections of each form most relevant to ministers. The companion resource and Part 5 in this guide – the *2024 Federal Reporting Requirements for Churches* – helps churches comply with their federal tax reporting requirements throughout the year ahead.

This guide is divided into the following sections:

- **Part 1: Introduction** – This section reviews tax highlights for 2023 and presents several preliminary questions you should consider before preparing your tax return.
- **Part 2: Special Rules for Ministers** – In this section, you learn if you are a Minister for Tax Purposes, whether you are an employee or self-employed for both income tax and Social Security purposes, and how you pay your taxes.
- **Part 3: Step-by-Step Tax Return Preparation** – This section explains how to complete the most common tax forms and schedules for ministers.
- **Part 4: Comprehensive Examples and Sample Forms** – This section shows a sample tax return prepared for an ordained minister and spouse as well as for a retired minister and spouse.
- **Part 5: The Federal Reporting Requirements for Churches** – This separate resource assists churches (especially treasurers and bookkeepers) in filing federal tax forms and meeting other requirements throughout the year.

TAX HIGHLIGHTS FOR 2023

In December 2022, Congress enacted the Setting Every Community Up for Retirement Enhancement Act (SECURE 2.0 Act) as part of the 4,100-page Consolidated Appropriations Act of 2023. President Biden signed the measure into law a few days later.

This legislation is designed to increase retirement savings, simplify and clarify retirement plan rules, and encourage employees to contribute more to their retirement accounts.

The provisions of most interest to church leaders are summarized below and throughout this text.

1. The Act repeals and replaces the Saver's Credit after December 31, 2026, changing it from a credit paid in cash as part of a tax refund into a federal matching contribution that must be deposited into a taxpayer's retirement plan. The match is 50% of retirement plan contributions, up to \$2,000 per individual. The match phases out between \$43,500 and \$73,000 in the case of taxpayers filing a joint return (\$21,750 to \$36,500 for single taxpayers and married filing separately, and \$32,625 to \$54,750 for head of household filers).
2. Under prior law, participants were generally required to begin taking distributions from their retirement plans at age 70½. The policy behind this rule is to ensure that individuals spend their retirement savings during their lifetime and do not use their retirement plans for estate planning purposes to transfer wealth to beneficiaries. The SECURE Act of 2019 increased the required minimum distribution (RMD) age to 72. The SECURE 2.0 Act further increased the RMD age to 73 starting on January 1, 2023, and increases the age to 75 starting on January 1, 2033.
3. Under prior law, employees who have attained age 50 were permitted to make catch-up contributions under a retirement plan in excess of the otherwise applicable limits. The Act increases these limits to the greater of \$10,000 or 50% more than the regular catch-up amount in 2025 for individuals who have attained ages 60, 61, 62, and 63. The increased amounts are indexed for inflation after 2025. Section 109 is effective for taxable years beginning after December 31, 2024.
4. For high-income individuals (employees with FICA wages of more than \$145,000 paid in the prior calendar year), catch-up contributions to retirement plans must be contributed to a Roth account within the plans. Originally effective for plan years beginning after December 31, 2023, the effective date has been delayed to plan years beginning after December 31, 2025.
5. Treatment of student loan payments as elective deferrals for purposes of matching contributions.

Other Tax Changes of Interest to Ministers and Other Church Staff

There were several tax developments in prior years that affect tax reporting by both ministers and churches for 2023 and future years. Here is a rundown of some of the key provisions:

Some tax benefits were adjusted for inflation for 2023. Key changes affecting 2023 returns include the following:

- The mileage rate for miles driven for business increased to 65.5 cents per mile on January 1, 2023, an increase of 3 cents per mile and was available for the entire 2023 tax year. The business mileage rate for 2024 is 67 cents per mile.
- The mileage rate for miles driven for medical purposes, and for moving expenses for members of the armed forces, remains at 22 cents per mile for all of 2023.
- The charitable mileage rate remains at 14 cents per mile for all of 2023.
- The Alternative Minimum Tax (AMT) exemption amount for tax year 2023 increases to \$81,300 for single taxpayers and \$126,500 for married persons filing jointly. The exemption amount for single persons (and heads of household and married persons filing separately) begins to phase out at \$578,150, and the exemption amount for married couples filing jointly begins to phase out at \$1,156,300.
- For estates of any decedent passing away in calendar year 2023, the basic exclusion amount is \$12,920,000.
- For 2023, the foreign-earned income exclusion will be \$120,000.
- The maximum earned income credit amount will be \$7,430 for taxpayers with three or more qualifying children for 2023.
- You may be able to claim the earned income credit for 2023 (taxes filed in 2024) if (1) you do not have a qualifying child and you earned less than \$17,640 (\$24,210 if married filing jointly (MFJ)); (2) a qualifying child lived with you and you earned less than \$46,560 (\$53,120 if MFJ); (3) two qualifying children lived with you and you earned less than \$52,918 (\$59,478 if MFJ); or (4) three or more qualifying children lived with you and you earned less than \$56,838 (\$63,698 if MFJ). The maximum earned income credit for 2023 is (1) \$600 with no qualifying children; (2) \$3,995 with one qualifying child; (3) \$6,604 with two qualifying children; and (4) \$7,430 with three or more qualifying children.
- For contributions in 2023 to a Traditional Individual Retirement Account (IRA), the deduction phaseout income range for an individual covered by a retirement plan at work runs between \$116,000 and \$136,000 for joint filers and \$73,000 and \$83,000 for a single person or head of household.

These ranges increase in 2024. The range for joint filers will run between \$123,000 and \$143,000. The range for a single

person or head of household will run between \$77,000 and \$87,000.

- The dollar limit on annual elective deferrals an individual could make to a 401(k) or 403(b) retirement plan was \$22,500 for 2023. It increases to \$23,000 for 2024.
- The catch-up contribution limit on elective deferrals to a 401(k) or 403(b) retirement plan for individuals who had attained age 50 by the end of the year was \$7,500 for 2023. It will remain \$7,500 for 2024.
- The IRS announced that it will not issue private letter rulings addressing the following: (1) Whether an individual is a minister of the gospel for federal tax purposes; (2) eligibility for a parsonage exclusion or housing allowance; (3) eligibility for exemption from self-employment (SECA) taxes; (4) self-employed status for Social Security; (5) exemption of wages from income tax withholding; and (6) whether amounts distributed to a retired minister from a pension or annuity plan are excludable from the minister's gross income as a parsonage allowance.
- Many churches employ retired persons who are receiving Social Security benefits. Persons younger than full retirement age may have their Social Security retirement benefits cut if they earn more than a specified amount. Full retirement age (the age at which you are entitled to full retirement benefits) for persons born in 1943–1954 is 66. If you are under full retirement age for the entire year, \$1 is deducted from your benefit payments for every \$2 you earn above the annual limit. That limit is \$21,240 for 2023 and \$22,320 for 2024. In the year you reach full retirement age, your monthly benefit payments are reduced by \$1 for every \$3 you earn above a different limit. For 2023, that limit is \$56,520 (\$4,710 per month) and in 2024 it is \$59,520 (\$4,960 per month) but only earnings before the month you reach full retirement age are considered for the benefit reduction. Starting in the month you reach full retirement age, earnings no longer create a reduction in your Social Security benefits. However, the determination of the reduction in benefits due to earnings most likely affects the amount of benefits paid in a following year, since there is no ability for the determination of the reduction amount to be made at the point of earnings.
- Will Congress give ministers another opportunity to revoke an exemption from Social Security? It does not look likely, at least for now. A bill was introduced in the U.S. House of Representatives in October 2023, but it had not advanced at the time of this publication.

- In March 2019, a three-judge panel of a federal appeals court (the Seventh Circuit Court of Appeals) unanimously affirmed the constitutionality of the minister's housing allowance. *Gaylor v. Mnuchin*, 919 F.3d 420 (7th Cir. 2019). No further legal challenges to the housing allowance occurred in 2023.

PRELIMINARY QUESTIONS

Below are several questions you should consider before preparing your 2023 federal tax return.

Q. Must ministers pay federal income taxes?

- A. Yes. Ministers are not exempt from paying federal income taxes.

Q. How much income must I earn to be required to file a tax return?

- A. Generally, ministers are required to file a federal income tax return if they have earnings of \$400 or more to report their SECA taxes. Different rules apply to ministers who are exempt from SECA taxes.

Q. What records should I keep?

- A. You should keep all receipts, canceled checks, and other evidence to prove amounts you claim as deductions, exclusions, or credits. Documentation should be maintained for six years from the time you file your tax return. Since much of this documentation is now provided in an electronic format, remember to save PDF copies of bills, receipts, and other documentation supporting your tax return.

Q. What is the deadline for filing my federal income tax return?

- A. File a 2023 *Form 1040* or *Form 1040-SR* and pay any tax due by April 15, 2024. If you live in Maine or Massachusetts, you may file by April 17, 2024. If you want an automatic six-month extension of time to file the return, file *Form 4868* and pay what you estimate you owe in tax to avoid penalties and interest.

Your return is filed on time if it is properly addressed and postmarked no later than the due date or submitted electronically by midnight on the filing due date. The return must have sufficient postage to be considered timely mailed.

TIP: Many Post Offices will have extended hours of operation on April 15, 2024, to accommodate filers. However, to avoid complications with mailing and any issues with the IRS processing paper returns, explore ways to electronically file your tax return and avoid the Post Office™ altogether.

Q. What if I am unable to file my tax return by the deadline?

- A. You can obtain an automatic six-month extension (to October 15, 2024) to file your 2023 *Form 1040* if you file *Form 4868* by April 15, 2024, with the IRS service center for your area. Your *Form 1040* can be filed at any time during the six-month extension period. An extension only relieves you from the obligation to **file your return; it is not an extension of the obligation to pay your taxes.** You must make an estimate of your tax for 2023 and pay the estimated tax either with your *Form 4868* or through one of the electronic payment methods.

Q. Should I prepare my own tax return?

- A. The answer depends on your ability and experience in working with financial information and in preparing tax returns. Keep in mind: Ministers' taxes present several unique rules, but these rules are not complex. Many ministers will be able to prepare their own tax returns if they understand the unique rules that apply. These rules are summarized in this document. Easily accessible tax software will also accommodate the unique rules applicable to ministers, but it does not relieve a minister from understanding in order to accurately utilize the software. On the other hand, if you experienced unusual events in 2023, such as the sale or purchase of a home or the sale of other capital assets, it may be prudent to obtain professional tax assistance. The IRS provides a service called Taxpayer Assistance at [IRS.gov/Help/Contact-Your-Local-IRS-Office](https://www.irs.gov/Help/Contact-Your-Local-IRS-Office), but the IRS is not liable in any way if its agents provide you with incorrect answers to your questions. Free taxpayer publications are available from the IRS, and many of these are helpful to ministers.

RECOMMENDATION: If you need professional assistance, here are some tips that may help you find a competent tax professional:

- Ask other ministers in your community for their recommendations.
- If possible, use a Certified Public Accountant (CPA) or an enrolled agent (EA) who specializes in tax law and who is familiar with the rules that apply to ministers. A CPA has completed a rigorous educational program, and both CPAs and EAs have passed exams. Both must keep up continuing education and are subject to strict ethical requirements. However, the tax law is complex, and so it should not be assumed that all CPAs or EAs are familiar with the unique rules applicable to ministers.
- Ask local tax professionals if they work with ministers and, if so, with how many.

- Ask local tax professionals a few questions to test their familiarity with ministers' tax issues. For example, ask whether ministers are employees or self-employed for Social Security. Anyone familiar with ministers' taxes will know that ministers are self-employed for Social Security with respect to their ministerial duties. Or ask a tax professional if a minister's church salary is subject to income tax withholding. The answer is no, and anyone familiar with ministers' taxes should be able to answer this question.

PART 2: SPECIAL RULES FOR MINISTERS

WHO IS A MINISTER FOR FEDERAL TAX PURPOSES?

❖ **KEY POINT:** The IRS has its own criteria for determining who is a Minister for Tax Purposes. The criteria the IRS uses to determine who is a minister are not necessarily the same as those used by churches and denominations. Whether or not one qualifies as a Minister for Tax Purposes is an important question since special tax and reporting rules apply to ministers under federal tax law. These rules include:

- Eligibility for housing allowances and the parsonage exclusion
- Self-employed status for Social Security
- Exemption of wages from income tax withholding (ministers use the quarterly estimated tax procedure to prepay their taxes, unless they elect voluntary withholding)
- Eligibility, under very limited circumstances, to exempt themselves from SECA taxes

These special rules only apply to persons qualifying as a minister and with respect to compensation received in the exercise of ministerial services.

❖ **EXAMPLE:** Pastor J is an ordained minister employed by a church. In addition, he works a second job for a secular employer. Assume that Pastor J qualifies as a minister for federal tax purposes. Since his church duties constitute services performed in the exercise of ministry, the church can designate a portion of his compensation as a housing allowance. However, the secular employer cannot designate any portion of Pastor J's compensation as a housing allowance since this work would not be the exercise of ministry.

According to the IRS, ministers are individuals who are duly ordained, commissioned, or licensed by a religious body constituting a church or church denomination. They are given the authority to conduct religious worship, perform sacerdotal functions, and administer ordinances or sacraments according to the tenets and practices of that church or denomination. If a church or denomination ordains some ministers and licenses or commissions others, anyone licensed or commissioned must be able to perform substantially all the religious functions of an ordained minister to be treated as a Minister for Tax Purposes. See IRS *Publication 517*.

ARE MINISTERS EMPLOYEES OR SELF-EMPLOYED FOR FEDERAL TAX PURPOSES?

❖ **KEY POINT:** Most ministers are employees for federal income tax purposes under the tests currently used by the IRS and the courts and should receive a *Form W-2* from their church reporting their taxable income. However, ministers are self-employed for Social Security with respect to services they perform in the exercise of their ministry (except for some chaplains).

Ministers have a **dual** tax status. For federal income taxes, they ordinarily are employees, but for Social Security, they are self-employed with regard to services performed in the exercise of their ministry. These two rules are summarized below:

1. Income taxes

For federal income tax reporting, most ministers are employees under the tests currently used by the IRS. This means that they should receive a *Form W-2* from their church at the end of each year (rather than a *Form 1099-NEC*). Formerly, it meant that they reported their employee business expenses on *Schedule A* rather than on *Schedule C*. (The deduction for employee business expenses as a miscellaneous itemized deduction on *Schedule A* is suspended through 2025, so unreimbursed employee business expenses are not deductible at this time.)

A few ministers are self-employed, such as some traveling evangelists and some interim pastors. Also, many ministers who are employees of a local church are self-employed for other purposes. For example, the minister of a local church almost always will be an employee but will be self-employed with regard to guest speaking appearances in other churches and services performed directly for individual members (such as weddings and funerals).

❖ **EXAMPLE:** Pastor B is a minister at First Baptist Church. He is an employee for federal income tax reporting purposes with respect to his church salary. However, he is self-employed with respect to honoraria he receives for speaking in other churches and for compensation church members give him for performing personal services such as weddings and funerals. The church issues Pastor B a *Form W-2* reporting his church salary. Pastor B reports this amount as wages on Line 1 of *Form 1040*. He reports his compensation and expenses from the outside self-employment activities on *Schedule C*.

✦ **KEY POINT:** Most ministers will be better off financially being treated as employees, since the value of some fringe benefits will be tax-free, the risk of an IRS audit is substantially lower, and reporting as an employee avoids the additional taxes and penalties that often apply to self-employed ministers who are audited by the IRS and reclassified as employees.

✦ **KEY POINT:** Ministers and other church staff members should carefully review their *Form W-2* to be sure it does not report more income than was actually received or fails to report taxable benefits provided by the church. If an error was made, the church should issue a corrected tax form (*Form W-2c*). If the church refuses to correct the income reported on the original *Form W-2*, the minister should still include the additional income on the *Form 1040*.

The Tax Court Test. The U.S. Tax Court has created a seven-factor test for determining whether a minister is an employee or self-employed for federal income tax reporting purposes. The test requires consideration of the following seven factors: (1) the degree of control exercised by the employer over the details of the work; (2) which party invests in the facilities used in the work; (3) the opportunity of the individual for profit or loss; (4) whether or not the employer has the right to discharge the individual; (5) whether the work is part of the employer's regular business; (6) the permanency of the relationship; and (7) the relationship the parties believe they are creating. Most ministers will be employees under this test.

2. Social Security

The federal tax code treats ministers as self-employed for Social Security with respect to services performed in the exercise of their ministry – even if they report their income taxes as an employee. This means that ministers must pay SECA taxes (Social Security taxes for the self-employed) unless they have timely filed an exemption application (*Form 4361*) that has been approved by the IRS. As noted below, few ministers qualify for this exemption.

✦ **KEY POINT:** While most ministers are employees for federal income tax reporting purposes, they are self-employed for Social Security with respect to services they perform in the exercise of their ministry. This means that ministers are not subject to the employee's share of Social Security and Medicare (FICA) taxes, even though they report their income taxes as employees and receive a *Form W-2* from their church. A minister's *Form W-2* should not report any amounts in Boxes 3, 4, 5, and 6. Rather, they pay the SECA taxes by completing *Schedule SE* with their *Form 1040*.

EXEMPTION FROM SELF-EMPLOYMENT (SOCIAL SECURITY) TAXES (OR SECA)

If ministers meet several requirements, they may exempt themselves from SECA taxes with respect to their ministerial earnings. Among other things, the exemption application (*Form 4361*) must be submitted to the IRS within a limited time period. The deadline is the due date of the federal tax return for the second year in which a minister has net earnings from self-employment of \$400 or more, any part of which comes from ministerial services. Further, the exemption is available only to ministers who are opposed on the basis of religious considerations to the acceptance of benefits under the Social Security program (or any other public insurance system that provides retirement or medical benefits). A minister who files the exemption application may still purchase life insurance or participate in retirement programs administered by non-governmental institutions (such as a life insurance company). Additionally, the exemption does not require ministers to revoke all rights to Social Security benefits earned through their participation in the system through secular employment.

A minister's opposition must be to accepting benefits under Social Security (or any other public insurance program) which are related to services performed as a minister. Economic, or any other non-religious considerations, are not a valid basis for the exemption, nor is opposition to paying SECA taxes.

The exemption is only effective when it is approved by the IRS. Few ministers qualify for the exemption. Many younger ministers opt out of SECA taxes without realizing that they do not qualify for the exemption. A decision to opt out of SECA taxes is irrevocable. But section 4.19.6.4.11.3 (02-13-2020) of the IRS's *Internal Revenue Manual* explicitly recognizes that, under some conditions, ministers who have exempted themselves from SECA taxes solely for economic reasons can revoke their exemption. The IRS does have the authority to revoke a minister's decision to opt out of SECA taxes, if it is determined the decision is based on economic reasons rather than theological reasons. Check with a tax attorney, CPA, or EA for additional information.

An exemption from SECA taxes applies only to compensation for ministerial services. Ministers who have exempted themselves from self-employment taxes must pay Social Security taxes on any non-ministerial compensation they receive. And they remain eligible for Social Security benefits based on their non-ministerial employment, assuming they have worked enough quarters. Generally, 40 quarters are required. Ministers who exempt themselves from SECA taxes may qualify for Social Security benefits (including retirement

and Medicare) on the basis of their spouse's coverage, if the spouse had enough credits.

❖ **KEY POINT:** The amount of earnings required for a quarter of coverage in 2023 is \$1,640. In 2024, it increases to \$1,730. A quarter of coverage is the basic unit for determining whether a worker is insured under the Social Security program.

❖ **KEY POINT:** Ministers who work after they retire must continue to pay SECA taxes on their ministerial income and wages (unless they exempted themselves from SECA taxes as a minister and they are employed in a ministerial capacity). However, amounts received from retirement plans related to ministerial services are not subject to SECA taxes, including amounts paid from retirement plans designated as housing allowance.

HOW DO MINISTERS PAY THEIR TAXES?

❖ **KEY POINT:** Ministers must prepay their income taxes and SECA taxes using the estimated tax procedure unless they have entered into a voluntary withholding arrangement with their church with respect to federal income tax.

As noted above, ministers' wages are exempt from federal income tax withholding. This means that a church may not withhold income taxes from a minister's paycheck without specific written permission. And, since ministers are self-employed for Social Security with respect to their ministerial services, a church does not withhold the employee's share of FICA taxes from a minister's wages. Ministers must prepay their income taxes and SECA taxes using the estimated tax procedure unless they enter into a voluntary withholding arrangement with their church.

Estimated taxes must be paid in quarterly installments. If your estimated tax paid for the current year is less than your actual tax, you may have to pay an underpayment penalty. You can amend your estimated tax payments during the year if your circumstances change. For example, if your income or deductions increase unexpectedly, you should refigure your estimated tax liability for the year and amend your remaining quarterly payments accordingly.

You will need to make estimated tax payments for 2024 if (1) you expect to owe at least \$1,000 in tax for 2024 after subtracting your withholding and refundable credits, and (2) you expect your withholding and refundable credits to be less than the lesser of (i) 90% of the tax to be shown on your 2024 tax return, or (ii) 100% of the tax shown on your 2023 tax return (110% if Adjusted Gross Income (AGI) exceeds

\$150,000, or if married filing separately, more than \$75,000). Your 2023 tax return must cover all 12 months.

The four-step procedure for reporting and paying estimated taxes for 2024 is summarized below.

Step 1:

Compute your estimated tax for 2024 using the *Form 1040-ES* worksheet. Ministers' quarterly estimated tax payments should take into account both income taxes and SECA taxes. A refund associated with an overpayment of your taxes for 2023 may be applied to your estimated tax payments due for 2024.

Step 2:

For estimated tax purposes, the year is divided into four payment periods. Each period has a specific payment due date. If you don't pay enough tax by the due date of each of the payment periods, you may be charged a penalty even if you are due a refund when you file your income tax return. Pay one-fourth of your total estimated taxes for 2024 in each of four quarterly installments as follows:

For the Period	Due Date
January 1–March 31	April 15, 2024
April 1–May 31	June 15, 2024
June 1–August 31	September 15, 2024
September 1–December 31	January 15, 2025

If the due date for making an estimated tax payment falls on a Saturday, Sunday, or legal holiday, the IRS says the payment will be on time if it is made on the next day that's not a Saturday, Sunday, or legal holiday.

Step 3:

There are several ways to make your quarterly payment, including:

IRS Direct Pay. For online transfers directly from your checking or savings account at no cost to you, go to [IRS.gov/Payments](https://www.irs.gov/Payments).

Pay by Card. To pay by debit or credit card, go to [IRS.gov/Payments](https://www.irs.gov/Payments). A convenience fee is charged by these service providers.

Electronic Fund Withdrawal (EFW). EFW is an integrated e-file/e-pay option offered when filing your federal taxes electronically using tax preparation software, through a tax professional, or the IRS at [IRS.gov/Payments](https://www.irs.gov/Payments).

EFTPS. Enroll in the Electronic Federal Tax Payment System® (EFTPS) at [EFTPS.gov](https://www.eftps.gov) and establish an online account to be used to submit payments. If enrolled in the EFTPS system, all

four payments may be prescheduled for automatic payment at the scheduled dates.

Pay by check using an estimated tax payment voucher. If you choose this method, note that there is a separate estimated tax payment voucher for each quarterly due date. The due date is shown in the upper right corner. Complete and send in the voucher only if you are making a payment by check or money order. If you and your spouse plan to file separate returns, file separate vouchers instead of a joint voucher. If you paid estimated taxes last year, you should receive a copy of your 2024 *Form 1040-ES* in the mail with payment vouchers preprinted with your name, address, and Social Security Number (SSN). These payments should be mailed to the IRS with a certified return receipt to provide proof of timely filing.

▲ CAUTION: If your 2023 tax return is not completed by April 15, 2024, you must begin making your estimated tax payments to avoid potential underpayment penalties. A tax refund on your 2023 tax return can be used to adjust any estimated tax payment not made at the time of the filing of the return. Do not wait until your 2024 return is completed to determine and pay your 2024 estimated tax payments.

Step 4:

After the close of 2024, compute your actual tax liability on *Form 1040*. Only then will you know your actual income, deductions, exclusions, and credits. If you overpaid your estimated taxes (that is, actual taxes computed on *Form 1040* are less than your estimated tax payments plus any withholding), you can elect to have the overpayment credited against your first 2025 quarterly estimated tax payment or spread it out in any way you choose among any or all of your next four quarterly installments. Alternatively, you can request a refund of the overpayment. If you underpaid your estimated taxes (that is, your actual tax liability exceeds the total of your estimated tax payments plus any withholding), you may have to pay a penalty.

✦ KEY POINT: Ministers who report their income taxes as employees can request that their employing church voluntarily withhold income taxes from their wages. Simply furnish the church with a completed *Form W-4 (Employee's Withholding Allowance Certificate)* or other written authorization. Since ministers are not employees for Social Security with respect to ministerial compensation, the church may not withhold the employee's share of FICA taxes. However, ministers can request on *Form W-4* (Line

4c) that an additional amount of income tax be withheld to cover their estimated SECA taxes liability for the year. The excess income tax withheld is a credit that is applied against the minister's SECA tax liability. Many churches unintentionally withhold FICA taxes in addition to income taxes for a minister who requests voluntary withholding. Such withholding must be reported as income tax withheld. Withholding income tax is a preferential method of paying taxes, since it is considered to have been equally paid throughout the year, no matter the date it is actually withheld. This means withholding can be adjusted later in the year, and it is treated as if it was paid evenly throughout the year, thus avoiding potential underpayment penalties.

PART 3: STEP-BY-STEP TAX RETURN PREPARATION

TAX FORMS AND SCHEDULES

This step-by-step analysis covers these forms and schedules:

Form 1040 is the basic document you will use. It summarizes all your tax information. Details are reported on supplementary schedules and forms.

Schedule A is for itemized deductions for medical and dental expenses, taxes, interest, certain disaster-related casualty losses and charitable contributions.

Schedule B is for reporting dividend and interest income.

Schedule C is for reporting your income and expenses from business activities you conduct other than in your capacity as an employee. Examples would be fees received for guest speaking appearances in other churches or fees received directly from members for performing personal services, such as weddings and funerals.

Schedule SE is for reporting Social Security taxes due on your self-employment income. Ministers use this schedule since they are deemed self-employed for Social Security with respect to ministerial services (unless they have obtained an approved *Form 4361* from the IRS).

These forms and schedules, along with others, are included in the illustrated example in Part 4 of this guide. These forms and schedules are the ones most commonly used by ministers. You can obtain them by calling the IRS toll-free forms hotline at 1-800-TAX-FORM (800-829-3676). They also are available at *IRS.gov*.

FORM 1040

SPECIAL NOTE: The U.S. Treasury is seeking various new laws and reporting requirements related to digital assets, such as cryptocurrencies. As a part of this effort, every taxpayer is required to answer a question on page 1 of the *Form 1040* regarding transactions involving digital assets. A “yes” response is required if a taxpayer has received payment for property or services utilizing a digital asset or disposed of digital assets in any manner.

Step 1: Filing Status

Select the appropriate filing status from the five options listed in this section of *Form 1040*.

Step 2: Name and Address

Print or type the information in the spaces provided. If you are married filing a separate return, enter your spouse’s name in the space provided in the “Filing Status” section at the top of

the *Form 1040*. If you filed a joint return for 2022 and you are filing a joint return for 2023 with the same spouse, be sure to enter your names and SSNs in the same order as on your 2022 return.

If you plan to move after filing your return, use *Form 8822* to notify the IRS of your new address.

If you (or your spouse) changed your name because of marriage, divorce, etc., be sure to report the change to the Social Security Administration (SSA) before filing your return. This prevents delays in processing your return and issuing refunds. It also safeguards your future Social Security benefits. If a name change with the SSA has not been completed, the name on file with the SSA must be used in filing your tax return.

Enter your P.O. Box number only if your Post Office does not deliver mail to your home.

For taxpayers with foreign mailing addresses, spaces have been added to include the name of the foreign country/province/state and a foreign postal code.

If you want \$3 to go to the presidential election campaign fund, check the box labeled “you”. If you are filing a joint return, your spouse can also have \$3 go to the fund (check “spouse”). If you check a box, your tax or refund will not change.

Step 3: Dependents

In the past, taxpayers were allowed a deduction for personal exemptions. An exemption is a dollar amount that can be deducted from an individual’s total income, thereby reducing taxable income. This deduction was suspended by Congress for tax years 2018 through 2025. Although the exemption amount is zero, the ability to claim a dependent may make taxpayers eligible for other tax benefits, including the Child Tax Credit, educational credits, medical expenses, the Child and Dependent Care Credit, and the Earned Income Tax Credit (EITC), to name a few.

Step 4: Income

Several items of income are reported on Lines 1–8 of *Form 1040*, including amounts carried over from *Schedule 1*, Lines 1–10. The most important of these (for ministers) are discussed below.

❖ **KEY POINT:** Some items, such as the housing allowance, are not reported as income. They are called **exclusions** and are explained below.

Line 1. Wages, salaries, tips, etc.

As an employee, you should receive a *Form W-2* from your church reporting your wages at the end of each year. Report this amount on Line 1a.

Determining church wages or salary. Besides a salary, ministers' wages reported on *Form W-2* may include several other items, including the following:

- Bonuses
- The cost of sending a minister to the Holy Land (if paid by a church)
- Most Christmas and special occasion offerings
- The portion of a minister's SECA taxes paid by a church
- Personal use of a church-owned vehicle
- Purchases of church property for less than fair market value
- Business expense reimbursements under a non-accountable plan
- Imputed cost of group term life insurance coverage exceeding \$50,000
- Church reimbursements of a spouse's travel expenses incurred while accompanying a minister on a business trip (unless the spouse's presence serves a legitimate business purpose and the spouse's expenses are reimbursed under an accountable arrangement)
- Discretionary funds established by a church for a minister to spend on current needs — if the minister is allowed to distribute funds for his personal benefit or does not have to account for the funds in an arrangement similar to an accountable expense reimbursement plan
- Imputed interest from below-market interest loans of at least \$10,000 made by a church to a minister (some exceptions apply)
- Cancellation of a minister's debt to a church
- Severance pay
- Payment of a minister's personal expenses by the church
- "Love gifts" or other special occasion gifts (i.e., most "gifts" from a church to a pastor commemorating a holiday, birthday, anniversary, or retirement)

If some of these items were not reported on your *Form W-2*, they still must be reported as income. Your church should issue a corrected *Form W-2* (*Form W-2c*) for the year in which one or more items of taxable income were not reported on your *Form W-2*. If you receive a *Form W-2c* and have filed an

income tax return for the year shown, you may have to file an amended return. Compare amounts on *Form W-2c* with those reported on your income tax return. If the corrected amounts change your U.S. income tax, file *Form 1040X, Amended U.S. Individual Income Tax Return*, with Copy B of *Form W-2c* to amend the return you previously filed. Even if the church does not issue *Form W-2c*, the additional items of income should be included on the original or an amended *Form 1040*. You, the taxpayer, have the ultimate responsibility to report all taxable income, even if your church does not properly report the income.

In addition to what is reported on *Form W-2* (or *Form W-2c*), Line 1 will also report the amount of excess housing allowance (the amount by which the housing allowance exceeds the lesser of the minister's housing expenses or the fair rental value of the minister's home, furnished, plus utilities).

✪ **KEY POINT:** The IRS can assess **intermediate sanctions** in the form of substantial excise taxes (i.e., monetary penalties) against ministers who benefit from an excess benefit transaction. Sanctions only apply to a minister who is a "disqualified person" (i.e., an officer, director, or other control party as well as relatives of such persons). In some cases, the IRS can assess additional penalties against members of a church board that approved an excess benefit transaction.

Excess benefit transactions may occur if a church pays a minister an excessive salary, makes a large retirement or other special occasion "gift" to a minister, gives church property (such as a parsonage) to the minister, loans money to the minister, or sells church property to the minister at an unreasonably low price. Sanctions may be avoided if a transaction or an item of compensation is approved by an independent board on the basis of outside comparable data such as independent compensation surveys or fair market evaluations, and the basis for the board's decision is documented.

✪ **KEY POINT:** The IRS has ruled that disqualified persons receive automatic excess benefits resulting in intermediate sanctions, regardless of amount, if they use church assets (e.g., vehicles, homes, credit cards, computers, etc.) for personal purposes, or receive non-accountable expense reimbursements (not supported by adequate documentation of business purpose), unless such benefits are reported as taxable income by the church on the disqualified person's *Form W-2*, or by the disqualified person on his *Form 1040* for the year in which the benefits are provided. The concept of automatic excess benefits directly affects the compensation practices of most

churches and exposes some ministers and church board members to intermediate sanctions.

Ministers face a “first-tier” penalty of 25% of the amount of the excess benefit from the IRS, plus an additional “second-tier” tax of 200% of the excess benefit from the IRS if it was not timely returned to the charity.

Items not reported on Line 1. Some kinds of income are not taxable. These items are called exclusions. Most exclusions apply in computing both income taxes and SECA taxes. The housing allowance is an example of an exclusion that applies only to income taxes and not to SECA taxes. Some of the more common exclusions for ministers include:

Gifts. Gifts, as defined by the *Internal Revenue Code* and the courts, are excludable from taxable income as long as they are not compensation for services. However, employers are not permitted to give tax-free gifts to employees. Likewise, the IRS and the courts have ruled that gifts that ministers receive directly from members of their congregations may not always be excluded as gifts from taxable income. Before excluding gifts from taxable income, the minister should consult with a tax professional.

Life insurance and inheritances. Life insurance proceeds and inheritances are excludable from taxable income. Income earned before distributions of proceeds is generally taxable as income.

Employer-paid group life insurance. Employees may exclude the cost of employer-provided group term life insurance as long as the amount of coverage does not exceed \$50,000. (This exclusion does not apply to individual life insurance policies provided outside of a group arrangement.)

Tuition reductions. School employees may exclude from their taxable income a qualified tuition reduction provided by their employer. A qualified tuition reduction is a reduction in tuition charged to employees or their spouses or dependent children by an employer that is an educational institution.

Highly compensated employees cannot exclude qualified tuition reductions from their gross income unless the same benefit is available on substantially similar terms to non-highly compensated employees. For 2023, the term “highly compensated employee” refers to any employee whose annual compensation for the look-back year of 2022 exceeded \$150,000. The fact that a highly compensated employee must report the value of a tuition reduction in his or her income for tax reporting purposes does not affect the right of employees who are not highly

compensated to exclude the value of tuition reductions from their income.

✳ **NEW IN 2024:** For 2024, a highly compensated employee is an employee who received \$155,000 or more in compensation during the look-back year of 2023.

Lodging. The value of lodging furnished to a minister (e.g., a parsonage) is excluded from income. This exclusion is not available in the computation of SECA taxes. The value of lodging furnished to a non-minister employee on an employer’s premises and for the employer’s convenience may be excludable from taxable income if the employee is required to accept the lodging as a condition of employment.

Educational assistance. Amounts paid by an employer for an employee’s tuition, fees, and books may be excludable from the employee’s taxable income if the church has adopted a written educational assistance plan. The exclusion may not exceed \$5,250 per year.

Employer-provided childcare. Churches may provide childcare to employees through free or reduced fees at a church’s childcare facility or may reimburse employees for out-of-pocket costs for dependent care if the church has adopted a dependent care plan. The exclusion may not exceed \$5,000 per year. The amount of employer-provided childcare must be considered in calculating the Child and Dependent Care Credit available on an employee’s *Form 1040*. The total benefits provided through the plan are reported on the employee’s *Form W-2* in Box 10.

✳ **KEY POINT:** Some exclusions are available only to taxpayers who report their income taxes as employees and not as self-employed persons. Many, however, apply to both employees and self-employed persons.

There are **four other exclusions** that are explained below:

1. Housing Allowance
2. Section 403(b) Retirement Plans (Tax Sheltered Annuities or TSAs)
3. Qualified Scholarships
4. Sale or Exchange of Your Principal Residence

1. HOUSING ALLOWANCE

✳ **KEY POINT:** The housing allowance was challenged in federal court as an unconstitutional preference for religion. In 2019, a federal appeals court rejected the challenge and affirmed the constitutionality of the housing allowance. No further legal challenges have been brought as of when this publication went to print.

The most important tax benefit available to ministers who own or rent their homes is the housing allowance exclusion. Ministers who own or rent their home do not pay federal income taxes on the amount of their compensation that their employing church designates in advance as a housing allowance, to the extent that (1) the allowance represents compensation for ministerial services, (2) it is used to pay housing expenses (see below), and (3) it does not exceed the fair rental value of the home (furnished, plus utilities).

A church cannot designate a housing allowance retroactively. Some churches fail to designate housing allowances prospectively and thereby deprive ministers of an important tax benefit.

Ministers who live in a church-owned parsonage do not pay federal income taxes on the fair rental value of the parsonage.

§ TAX-SAVINGS TIP: Ministers who live in a church parsonage and incur any out-of-pocket expenses in maintaining the parsonage (such as utilities, property taxes, insurance, furnishings, or lawn care) should be sure that their employing church designates, in advance, a portion of their annual church compensation as housing allowance. The amount so designated is not reported as wages on the minister's *Form W-2* at the end of the year. (If the allowance exceeds the actual expenses, the difference must be reported as income by the minister.) This is an important tax benefit for ministers living in a church-provided parsonage. Unfortunately, many of these ministers are not aware of this benefit or are not taking advantage of it.

§ TAX-SAVINGS TIP: Ministers who own their homes lose the largest component of their housing allowance exclusion when they pay off their home mortgage loan. Many ministers in this position have obtained home equity loans, or a conventional loan secured by a mortgage on their otherwise debt-free home and have claimed their payments under these kinds of loans as a housing expense in computing their housing allowance exclusion. The Tax Court has ruled that this is permissible only if the loan proceeds were spent on housing-related expenses.

§ TAX-SAVINGS TIP: Ministers should be sure that the designation of a housing or parsonage allowance for the next year is on the agenda of the church membership (or church board) for one of its final meetings during the current year. The designation should be an official action, and it should be duly recorded in the minutes of the meeting. The IRS also recognizes designations included in employment contracts and budget line items — assuming in each case that the designation was appropriately adopted in advance by the church.

If a designation is made after the start of a new calendar year, remember that it can only operate prospectively.

The rental value of a parsonage, and a housing allowance, are exclusions only for federal income tax reporting purposes. Ministers cannot exclude a housing allowance or the fair rental value of a parsonage when computing SECA taxes **unless they are retired**. The tax code specifies that the SECA taxes do **not** apply to “the rental value of any parsonage or any parsonage allowance provided after the [minister] retires.”

The tax treatment of a housing allowance varies by state, so ministers should check their state income tax rules to determine eligibility for a housing allowance or parsonage exclusion.

The housing allowance is available to ministers whether they report their income taxes as employees or as self-employed (whether the church issues a *Form W-2* or a *Form 1099-NEC*).

Housing Expenses to Include in Computing Your Housing Allowance Exclusion

A minister who owns or rents his home should take the following expenses into account in computing his housing allowance exclusion:

- Down payment on a home. (It is often difficult to exclude the full amount of a down payment for a new home, since a housing allowance is nontaxable only to the extent that it does not exceed the lesser of the housing allowance designated by the church, actual housing expenses, or the fair rental value of a minister's home, as furnished, plus utilities.)
- Mortgage payments on a loan to purchase or improve a home. (Include both interest and principal.)
- Rent
- Real estate taxes
- Property insurance
- Utilities (e.g., electricity, gas, water, trash pickup, landline telephone charges, etc.)
- Furnishings and appliances (purchase and repair)
- Structural repairs and remodeling
- Yard maintenance and improvements
- Maintenance items (e.g. pest control, etc.)
- Homeowner association dues

- ❖ **KEY POINT:** In 2007, the Tax Court characterized internet expenses as utility expenses. This suggests that a housing allowance may be used to pay for internet expenses (e.g., internet access, cable television). Neither the IRS nor the Tax Court has addressed this issue directly, so be sure to check with a tax professional about the application of a housing allowance to these expenses.

Please note the following:

- A housing allowance must be designated in advance and in writing. Retroactive designations of housing allowances are not effective.
- The housing allowance designated by the church is not necessarily nontaxable. It is nontaxable (for income taxes) only to the extent that it is used to pay for housing expenses, and, for ministers who own or rent their home, does not exceed the fair rental value of their home (furnished, plus utilities).
- A housing allowance can be amended during the year if a minister's housing expenses are more than expected. However, an amendment is only effective prospectively. Ministers should notify their church if their actual housing expenses are significantly more than the housing allowance designated by the church. But note that it serves no purpose to designate a housing allowance greater than the fair rental value of a minister's home (furnished, plus utilities).
- If the housing allowance designated by the church exceeds housing expenses or the fair rental value of a minister's home, the excess housing allowance should be reported on Line 1a of *Form 1040*.
- The housing allowance exclusion is an exclusion for federal income taxes only. Ministers must add the housing allowance as income in reporting SECA taxes on *Schedule SE* (unless they are exempt from SECA taxes).
- The fair rental value of a church-owned home provided to a minister as compensation for ministerial services is not subject to federal income tax.
- ❖ **EXAMPLE:** A church designated \$25,000 of Pastor D's 2023 compensation as a housing allowance. Pastor D's housing expenses for 2023 were utilities of \$4,000, mortgage payments of \$18,000, property taxes of \$4,000, insurance payments of \$1,000, repairs of \$1,000, and furnishings of \$1,000. The fair rental value of the home (including furnishings but not including utilities) is \$19,000. Pastor D's housing allowance is nontaxable in computing income taxes only to the extent that it is used to pay housing expenses and does not exceed the fair rental value of his home (furnished, plus utilities). Stated differently, the

nontaxable portion of a housing allowance is the **least** of the following three amounts:

- (1) the housing allowance designated by the church;
- (2) actual housing expenses; or
- (3) the fair rental value of the home (furnished, plus utilities).

In this case, the lowest of these three amounts is the fair rental value of the home (furnished, plus utilities) (the \$19,000 for the fair rental value of the home, including furnishings, plus the \$4,000 for utilities, for a total of \$23,000), and so this represents the nontaxable portion of Pastor D's housing allowance. Pastor D must report the difference between this amount and the housing allowance designated by his church (\$2,000) as additional income on Line 1a of *Form 1040*.

- ❖ **EXAMPLE:** Same facts as the previous example, except the church designated \$12,000 of Pastor D's salary as a housing allowance. The lowest of the three amounts in this case would be \$12,000 (the housing allowance designated by the church) and so this represents the nontaxable amount. Note that Pastor D's actual housing expenses were more than the allowance, and so he was penalized because of the low allowance designated by his church.
- ❖ **EXAMPLE:** Pastor Y owns a home and incurred housing expenses of \$12,000 in 2023. These expenses include mortgage (principal and interest), property taxes, utilities, insurance, and repairs. The church designated (in advance) \$12,000 of Pastor Y's 2023 compensation as a housing allowance. Pastor Y is able to itemize expenses on *Schedule A (Form 1040)*. He is able to claim itemized deductions on *Schedule A* for both his mortgage interest and his property taxes (up to \$10,000), even though his taxable income was already reduced by these items because of their inclusion in the housing allowance. This is often referred to as the "double deduction". In fact, it represents an exclusion and a deduction.
- ❖ **EXAMPLE:** In preparing his income tax return for 2023, Pastor H discovers that his church failed to designate a housing allowance for him for 2023. He asks his church to pass a resolution retroactively granting the allowance for 2023. Such a resolution is ineffective, and Pastor H will not be eligible for any housing allowance exclusion in 2023.
- ❖ **KEY POINT:** Federal law makes it a crime to knowingly falsify any document with the intent to influence "the investigation or proper administration of any matter within the jurisdiction of any department or agency of the United States ... or in relation to or contemplation of any such

matter or case,” and this provision contains no exemption for churches or pastors. It is possible that a pastor’s backdating of a board resolution to qualify for a housing allowance for the entire year is fraud and violates federal law, exposing the pastor to a fine or imprisonment. Even if the pastor’s action does not violate federal law under this provision, it may result in civil or criminal penalties under the tax code.

§ TAX-SAVINGS TIP: Ministers should be sure that the designation of a housing or parsonage allowance for the next year is on the agenda of the church board, membership, or appropriate committee for one of its final meetings during the current year. The designation should be an official action, and it should be duly recorded in the minutes of the meeting. The IRS also recognizes designations included in employment contracts and budget line items – assuming in each case that the designation was duly adopted in advance by the church.

How much should a church designate as a housing allowance?

✦ KEY POINT: The housing allowance is available only if three conditions are met: (1) the recipient is a minister for tax purposes (as defined above), (2) the allowance is compensation for services performed in the exercise of ministry, and (3) the allowance is properly designated by the church.

The IRS has stated that there are no limitations on how much of a minister’s compensation can be designated by his employing church as a housing allowance. However, as noted above, this means little since the nontaxable portion of a church-designated housing allowance for ministers who own or rent their home cannot exceed the lesser of (1) actual housing expenses, or (2) the fair rental value of the home (furnished, plus utilities).

Many churches base the housing allowance on their minister’s estimate of actual housing expenses for the new year. The church provides the minister with a form on which anticipated housing expenses for the new year are reported. For ministers who own their homes, the form asks for projected expenses in the following categories: down payment, mortgage payments, property taxes, property insurance, utilities, furnishings and appliances, repairs and improvements, maintenance, and miscellaneous. Many churches designate an allowance in excess of the anticipated expenses itemized by the minister. Basing the allowance solely on a minister’s anticipated expenses penalizes the minister if actual housing expenses turn out to be higher than expected. In other words, the allowance should take into

account unexpected housing costs or inaccurate projections of expenses.

Churches sometimes neglect to designate a housing allowance in advance of a new calendar year. For example, a church board may discover in March 2024 that it failed to designate a housing allowance for its pastor for 2024. It is not too late to act. The church should immediately designate a portion of its minister’s remaining compensation for 2024 as a housing allowance. This problem can be avoided by stipulating in each annual housing allowance designation that the allowance is for the current year **and all future years unless otherwise provided**. If such a resolution had been adopted in the December 2023 board meeting (i.e., “for 2023 and future years”), it would not matter that the church neglected to designate a minister’s 2024 allowance until March 2024, since the previous designation would have carried over. Such safety net designations are not a substitute for annual housing allowances (as they have never been addressed or endorsed by the IRS or Tax Court). Rather, they provide a basis for claiming a housing allowance if a church neglects to designate one.

✦ KEY POINT: Churches cannot designate a housing allowance retroactively but only prospectively.

The IRS has ruled that a **retired minister** is eligible for a housing allowance exclusion if the following conditions are satisfied: (1) a portion of the retired minister’s pension income is designated as a housing allowance by his church or the church pension board of a denominational pension fund; (2) the retired minister has severed his relationship with the local church and relies on the fund for a pension; (3) the pensions paid to retired ministers “compensate them for past services to the local churches of the denomination or to the denomination.” Retired ministers who receive benefits from a denominational pension fund will be eligible in most cases to have some or all their benefits designated in advance as a housing allowance. This is an attractive benefit for retired ministers that is not available with some other kinds of retirement plans. Retired ministers also can exclude from their gross income the rental value of a home (plus utilities) furnished to them by their church as a part of their pay for past services. A deceased minister’s surviving spouse cannot exclude a housing allowance or rental value of a parsonage unless the allowance or parsonage is for ministerial services performed and he is a minister eligible to receive the benefit.

SECA taxes do not apply to the rental value of a parsonage or housing allowance provided after a minister retires.

2. SECTION 403(B) RETIREMENT PLANS (TAX SHELTERED ANNUITIES OR TSAs)

Payments made by a church and a minister's salary reduction contributions to a 403(b) plan are not reportable income for income tax or SECA tax purposes as long as the total amount credited to a retirement account does not exceed contribution limits under sections 415(c) and 402(g) of the tax code.

Contribution Limits

For 2024, total annual additions (employer contributions, salary reduction and after-tax paid contributions) cannot exceed the lesser of 100% of compensation (excluding a minister's housing allowance) or \$69,000. This rule is known as the "section 415(c) limit." The limit does not include the additional catch-up contributions of \$7,500 that may be contributed through elective deferrals by persons over age 50. Excess contributions can result in income tax, additional taxes, and penalties. The effect of excess contributions depends on the type of excess contribution. The distributed excess amount may not be rolled over to another 403(b) plan or to an IRA.

*** NEW IN 2024:** The limit on annual additions increases to \$69,000 for 2024, and the additional catch-up contributions limit for persons over age 50 is \$7,500.

Minister's Housing Allowance and Contribution Limits

For 2024, the section 415(c) limit restricts 403(b) contributions to the lesser of 100% of compensation or \$69,000. Does the term "compensation" include a minister's housing allowance? This is an important question for ministers since the answer will determine how much can be contributed to a 403(b) plan.

If the housing allowance is treated as compensation, ministers will be able to contribute larger amounts. The tax code specifies that the term "compensation" for purposes of applying the section 415(c) limit to a 403(b)(3) plan "means the participant's includible compensation determined under section 403(b)(3)." Section 403(b)(3) defines compensation to include "the amount of compensation which is received from the employer ... and which is includible in gross income." Section 107 of the tax code specifies that a minister's housing allowance (or the annual rental value of a parsonage) is **not** included in the minister's gross income for income tax reporting purposes. Therefore, it would appear that the definition of compensation for purposes of computing the section 415(c) limit would **not** include the portion of a minister's housing allowance that is excludable from gross income, or the annual rental value of a parsonage. For many years, the IRS website included the following question and answer addressing this issue:

Q. I am an employee minister in a local church. Each year, my church permits \$25,000 as a yearly tax-free housing allowance. I would like to use my yearly housing allowance as compensation to determine my annual contribution limits (to a TSA) under section 415(c) of the *Internal Revenue Code*. May I do so?

A. No. For purposes of determining the limits on contributions under section 415(c) of the *Internal Revenue Code*, amounts paid to an employee minister, as a tax-free housing allowance, may not be treated as compensation pursuant to the definitions of compensation under section 1.415-2(d) of the income tax regulations.

❖ **KEY POINT:** Churches that include the housing allowance as compensation when calculating the amount of the church's contribution to 403(b) plans must perform an additional calculation to ensure the total contributions to the plan do not exceed the maximum contribution allowed under section 415(c). This is especially important for ministers who designate a significant portion of their income as housing allowance. It is possible that the amount of contribution required under a denominational plan is greater than the amount legally allowed under the law. In these instances, a church should contact its denominational offices for clarification on the correct amount to contribute to the plan.

❖ **KEY POINT:** Church employees can make a special election that allows their employer to contribute up to \$10,000 for the year, even if this is more than 100% of compensation. The total contributions over an employee's lifetime under this election cannot be more than \$40,000.

Taxation of Distributions from a 403(b) Plan

Amounts you contribute through employer discretionary contributions, employee salary reduction contributions, and the earnings attributable to these contributions, generally cannot be withdrawn until an employee:

- Reaches age 59½
- Has a severance from employment
- Dies
- Becomes disabled
- Encounters financial hardship

For 2023 and prior years, financial hardship distributions were limited to your own salary reduction contributions (but not the earnings on them) if the distribution was prior to the occurrence of any of the above events. Effective in 2024, hardship distributions may be made from salary reduction contributions, including earnings, qualified non-elective

employer contributions, and qualified and/or employer matching contributions. However, a 403(b) plan may make hardship distributions only if permitted by the plan, and these new changes may require a church to amend its 403(b) plan prior to permitting hardship distributions from these additional resources.

Once amounts are distributed, they are generally taxable as ordinary income unless designated in advance as a minister's housing allowance. In addition, if amounts are distributed prior to reaching age 59½, you will be assessed an additional tax of 10% of the amount, which is includible in income unless one of several exceptions applies, including the following:

- The distributions are part of a series of substantially equal periodic payments made over your life or the lives of your beneficiaries and after you separate from service.
- The distributions are made after you separate from service in or after the year in which you reach age 55.
- The distributions do not exceed the amount of unreimbursed medical expenses that you could deduct for the current year.
- The distributions are made after your death or after you become totally and permanently disabled.
- The distributions are made to an alternate payee pursuant to a qualified domestic relations order (QDRO).
- The distribution is related to the birth or adoption of a child (limited).
- The distributions in connection with a federally declared disaster (limited).
- The distribution is made to someone who is terminally ill.

Effective for 2024, exceptions include:

- The distribution is related to an unforeseen emergency (limited).
- The distribution is related to a victim of domestic abuse (limited).

The additional tax is computed on *Form 5329*.

You cannot keep retirement funds in your retirement account indefinitely. Your required minimum distribution (RMD) is the minimum amount you must withdraw from your account each year. Calculating your RMD can be difficult. Basically, it is the account balance as of the end of the immediately preceding calendar year, divided by a distribution period from the *IRS Uniform Lifetime Table*.

The beginning date for your first RMD for a 403(b) plan is April 1 of the year following the calendar year in which you: (1) reach age 72 (or age 73 if you reach age 72 after December 31, 2022), or (2) retire (whichever date is later). The IRS website contains helpful resources for computing your required distribution amounts and payouts.

✪ **KEY POINT:** Many denominational pension plans assist with calculating RMDs.

▲ **CAUTION:** If you do not take any required distributions, or if the distributions are not large enough, you may have to pay a 50% excise tax on the amount not distributed as required.

Salary Reduction Contributions (Section 402(g))

In addition to the section 415(c) limit, there is an annual limit on elective deferral contributions also known as salary reduction contributions. The limit applies to the total of all elective deferrals contributed (even if contributed through different employers) for the year on your behalf to a variety of retirement plans, including 403(b) plans.

Generally, you cannot defer more than an allowable amount each year for all plans covering you. For 2024, the allowable limit is \$23,000. If you defer more than the allowable amount for a tax year, you must include the excess in your taxable income for that year.

* **NEW IN 2024:** The dollar limit on annual elective deferrals increases from \$22,500 to \$23,000.

The limit on elective deferrals increases for individuals who have attained age 50 by the end of the year. The additional amount that may be made is the lesser of (1) the applicable dollar amount (which is \$7,500 for 2024), or (2) the participant's compensation for the year reduced by any other elective deferrals of the participant for the year. Catch-up contributions are not subject to any other contribution limits and are not taken into account in applying other contribution limits.

The elective deferral limit may also be increased by as much as \$3,000 if the 403(b) plan allows for a 15-year catch-up contribution. This catch-up contribution is in addition to the age-50 catch-up contribution. The eligible amount is subject to an intricate calculation. See *IRS Publication 571* for more information.

3. QUALIFIED SCHOLARSHIPS

Amounts received as a qualified scholarship by a candidate for a degree may be excluded from gross income. A qualified scholarship is any grant amount that, in accordance with the conditions of the grant, is used for tuition and course-related expenses. Qualified tuition and related expenses are those used for (1) tuition and fees required for enrollment or attendance at an educational institution, or (2) fees, books, supplies, and equipment required for courses of instruction at the educational institution.

The scholarship need not specify that it is to be used only for qualified tuition and related expenses. All that is required is that the recipient uses the scholarship for such expenses and that the scholarship does not specify that it is to be used for non-qualified expenses (such as room and board).

In addition to these requirements, the scholarship must meet additional requirements if the recipient is an employee or a family member of an employee. Generally, the scholarship must be non-compensatory in nature, selected using non-employment-related criteria, and an independent committee must make the selection of the recipient. Additional requirements may also apply. The church should seek the advice of a CPA or tax attorney to determine the proper treatment of scholarships to employees and their children.

❖ **KEY POINT:** Amounts paid by a church for the education of a pastor or other church employee cannot be treated as a nontaxable scholarship if paid as compensation for services. It is very difficult for an employee to qualify for a scholarship plan operated by a church due to testing requirements. Therefore, any amounts received by an employee as a scholarship should be considered as taxable income without contrary tax advice from a professional.

Any amount received in excess of the qualified tuition and related expenses, such as amounts received for room and board, is not eligible for this exclusion and must be included on the recipient's *Form 1040* on *Schedule 1*, Line 8r.

Any amount received that represents payment for teaching, research, or other services required as a condition for receiving a qualified scholarship cannot be excluded from gross income.

❖ **EXAMPLE:** First Baptist Church establishes a scholarship fund for seminary students. Robert is a church member who is pursuing a master's degree at a seminary. Robert applies to the church's scholarship plan and is awarded a scholarship of \$2,500 for 2024. As long as Robert uses the scholarship award for tuition or other course-related

expenses, he need not report it as income on his federal tax return. The better practice would be for the church to stipulate that the scholarship is to be used for tuition or other course-related expenses (e.g., fees, books, and supplies), or for the church to pay the expenses directly to the educational institution. This will ensure that the scholarship does not inadvertently become taxable income because its specific use was not designated, and the recipient used it for non-qualified expenses. As long as amounts are paid through a qualified scholarship plan, the church is not required to report the scholarship on *Form 1099-MISC* or *1099-NEC* to the recipient.

❖ **KEY POINT:** A church may not establish a scholarship plan that is solely directed at a small group of potential candidates. For example, a church cannot set up a scholarship plan for its ministers or the children of its ministers. A smaller church may even be limited in establishing a plan solely for its members. To navigate these essential rules, qualified counsel should be sought in developing any scholarship plan for the church.

4. SALE OR EXCHANGE OF YOUR PRINCIPAL RESIDENCE

A taxpayer who is an individual may exclude up to \$250,000 (\$500,000 if MFJ) of gain realized on the sale or exchange of a principal residence. To be eligible for the exclusion, the taxpayer must have owned and used the residence as a principal residence for at least two of the five years ending on the date of the sale or exchange.

A taxpayer who fails to meet these requirements by reason of a change of place of employment, health, or (to the extent provided under regulations) unforeseen circumstances, is able to exclude an amount equal to the fraction of the \$250,000 (\$500,000 if MFJ) that is equal to the fraction of the two years that the ownership and use requirements are met. The exclusion under this provision may not be claimed for more than one sale or exchange during any two-year period unless the special provisions for unforeseen circumstances apply. See *IRS Publication 523* for details.

Line 2. Interest income; attach *Schedule B* if more than \$1,500

Complete this line if you had interest income. Tax-exempt interest income is reported on Line 2a with taxable interest income reported on Line 2b. If you had taxable dividend and interest income of more than \$1,500, complete *Schedule B*.

Line 3. Dividend income; attach *Schedule B* if more than \$1,500

Complete this line only if you had dividend income. Qualified dividend income is reported on Line 3a and enter all dividend income on Line 3b. If you had dividend and interest income of more than \$1,500, complete *Schedule B*.

Line 4a. IRA distributions

You should receive a *Form 1099-R* showing the total amount of distributions from your IRAs before income tax or other deductions were withheld. This amount should be shown in Box 1 of *Form 1099-R* and should always be reported on Line 4a with any taxable amount reported on Line 4b. The distribution code found in Box 7 also provides direction on the taxation of the distribution and should be considered in completed Line 4b.

If you have instituted a qualified charitable distribution (QCD), there is no code to indicate this type of distribution to the IRS. The amount is not taxable on your *Form 1040* as long as you have obtained a qualifying receipt from the charity receiving the distribution. The amount is reported on Line 4a with "QCD" printed on the line and -0- on Line 4b.

Lines 5a and 5b. Pensions and annuities

Pension and annuity payments include distributions from 401(k) and 403(b) plans. Do not include the following payments on Lines 5a and 5b. Instead, report them on Line 1:

- Disability pensions received before you reach the minimum retirement age set by your employer.
- Corrective distributions (including any earnings) of excess salary deferrals or excess contributions to retirement plans. The plan must advise you of the year(s) the distributions are includible in income.

Many denominational pension funds annually designate 100% of pension and disability benefits paid to retired ministers as a housing allowance. In such cases, the *Form 1099-R* may show that the taxable amount of the pension income is "not determined" by checking the box on Line 2b.

If you are a retired minister, you may exclude all or a portion of your pension or disability income from your gross income reported on *Form 1040* if (1) you can document that the monies were actually spent on housing-related expenses during the tax year, (2) the amount excluded does not exceed the fair rental value of the home (furnished, plus utilities), and (3) the applicable pension board designated the retirement payments as housing allowance.

IRS *Publication 517* states: "If you are a retired minister, you can exclude from your gross income the rental value of a home (plus utilities) furnished to you by your church as a part of your pay for past services, or the part of your pension that was designated as a rental allowance. However, a minister's surviving spouse cannot exclude the rental value unless the rental value is for ministerial services ... performed."

✦ **KEY POINT:** Surviving spouses of deceased ministers cannot exclude any portion of the benefits received from their deceased spouse's 403(b) account as a housing allowance.

Lines 6a and 6b. Social Security benefits

✦ **KEY POINT:** Individuals who receive Social Security retirement, disability, or survivor benefits may have to pay taxes on a portion of their benefits.

If the only income you received during 2023 was your Social Security benefits, your benefits generally aren't taxable. But some taxpayers must pay federal income taxes on their Social Security benefits (retirement, survivor, and disability). This usually happens only if you have other substantial income in addition to your benefits (such as wages, self-employment income, interest, dividends, and other taxable income that must be reported on your tax return).

If you:

- **File a federal tax return as an individual or married filing separately, and your combined income is**
 - Between \$25,000 and \$34,000, you may have to pay income tax on up to 50% of your benefits.
 - More than \$34,000, up to 85% of your benefits may be taxable.
- **File a joint return, and you and your spouse have a combined income that is**
 - Between \$32,000 and \$44,000, you may have to pay income tax on up to 50% of your benefits.
 - More than \$44,000, up to 85% of your benefits may be taxable.

Your combined income is your AGI plus nontaxable interest and half of your Social Security benefits.

Each January, you will receive a *Form SSA-1099 (Social Security Benefit Statement)* showing the amount of benefits you received in the previous year. You can use this *Benefit Statement* when you complete your federal income tax return to find out if your benefits are subject to tax.

For additional information on the taxability of Social Security benefits, see IRS *Publication 915* (Social Security and Equivalent Railroad Retirement Benefits). IRS *Publication 915* is available at *IRS.gov*.

Line 7. Capital gain or (loss)

Report on Line 7 capital gains or losses (attach *Schedule D*) from the sale of capital assets. These include stocks, bonds, and property. Gain or loss is reported on *Schedule D*. You also may have to file *Form 8949*. (See the instructions to both forms for details.)

✦ **KEY POINT:** *Schedule D* is for reporting capital gains and losses from investments. *Schedule 1*, Line 4 (“other gains or losses”) is for reporting sales of other assets such as equipment used in a business.

Line 8. Additional income

Income not reported on Lines 1–7 is reported on *Schedule 1* with the total reported on *Schedule 1* reported on Line 8 of *Form 1040*. The most important of these for ministers include:

1. Line 3 (*Schedule 1*). Business income or (loss)

Report self-employment earnings (from *Schedule C*). Self-employment earnings include:

- Compensation reported to you on a *Form 1099-NEC*
- Fees received directly from church members for performing personal services (such as weddings and funerals)
- Honoraria you received for guest speaking in other churches

If you received income from any of these kinds of activities, compute your net earnings on *Schedule C* and transfer this amount to Line 3 of *Schedule 1* (*Form 1040*).

2. Line 8 (*Schedule 1*). Other income

Other income is reported on Line 8 of *Schedule 1* (*Form 1040*). Other income includes the following items:

- A canceled debt or a debt paid for you by another person (unless the person who canceled or paid your debt intended it to be a gift)
- The fair market value of a free tour you receive from a travel agency for organizing a group of tourists (in some cases this may be reported on *Schedule C*)
- Most prizes and awards
- Some taxable distributions from a Health Savings Account (HSA) or Archer Medical Savings Account (MSA). (See IRS *Publication 969*.)

- Jury duty pay
- Recapture of a charitable contribution deduction if the charitable organization disposes of the donated property within three years of the contribution.
- Taxable portion of scholarships received.
- Taxable benefits provided by the church but not included on *Form W-2* or *Form W-2c*. (Also remember to include these benefits on *Schedule SE* for the calculation of SECA taxes.)

Line 9. Total income

Report total income on this line. This is the sum of the amounts reported on Lines 1–8 of *Form 1040*, plus the additional categories of income reported on Lines 1–9 of *Schedule 1* (*Form 1040*) included on Line 8 of *Form 1040*.

Step 5: Adjustments to Income

Line 10. Adjustments to income

You may deduct certain adjustments from total income (Line 9) to compute your AGI. Report the adjustments on Lines 11–25 of *Form 1040* (*Schedule 1*) and on Line 10 (*Form 1040*). The total amount on Line 26 is subtracted from Line 9 (*Form 1040*) to compute AGI that is reported on Line 11 (*Form 1040*).

The two most relevant adjustments for ministers are the deduction for half of SECA taxes and payments to an IRA. Both are summarized below.

1. Line 15 (*Schedule 1*). Deductible part of SECA taxes

✦ **KEY POINT:** Every minister who pays SECA taxes on ministerial income qualifies for this deduction. Some are not claiming it.

All ministers are self-employed for Social Security with respect to their ministerial income. They can deduct half of their actual SECA taxes as an adjustment on Line 15 (*Schedule 1*) of *Form 1040*, whether they are able to itemize deductions on *Schedule A* or not.

2. Line 20 (*Schedule 1*). IRA deduction

An IRA is a personal savings plan which allows you to set aside money for retirement, while offering you tax advantages. You can set up different kinds of IRAs with a variety of organizations, such as a bank or other financial institution, a mutual fund, or a life insurance company.

The original IRA is referred to as a **Traditional IRA**. A Traditional IRA is any IRA that is not a Roth IRA or a SIMPLE IRA. You may be able to deduct some or all your contributions

to a Traditional IRA. You may also be eligible for a tax credit equal to a percentage of your contribution. Amounts in your Traditional IRA, including earnings, generally are not taxed until distributed to you. IRAs cannot be owned jointly. However, any amounts remaining in your IRA upon your death can be paid to your beneficiary or beneficiaries.

To contribute to a Traditional IRA, you or your spouse (if you file a joint return) must have taxable compensation, such as wages, salaries, commissions, tips, bonuses, or net income from self-employment. Compensation does not include earnings and profits from property, such as rental income, interest and dividend income, or any amount received as pension or annuity income, or as deferred compensation.

If you file a joint return, you may be able to contribute to an IRA even if you didn't have taxable compensation as long as your spouse did. Each spouse can make a contribution up to the current limit; however, the total of your combined contributions can't be more than the taxable compensation reported on your joint return.

For 2023 returns (filed in 2024), if you file a joint return and your taxable compensation is less than that of your spouse, the most that can be contributed for the year to your IRA is the lesser of the following two amounts: (1) \$6,500 (\$7,500 if you are age 50 or older), or (2) the total compensation includible in the gross income of both you and your spouse for the year, reduced by your spouse's IRA contribution for the year to a Traditional IRA and any contributions for the year to a Roth IRA on behalf of your spouse. (The contribution limit increases to \$7,000 for 2024.)

All IRA contributions must be made by the due date of your tax return, not including extensions. This means that your 2023 IRA contribution must be made by April 15, 2024, even if you obtain an extension for filing this return.

❖ **EXAMPLE:** A church has a senior pastor who is age 52 and a youth pastor who is age 30. The church does not participate in a retirement program for its staff. In 2024, the senior pastor can contribute \$8,000 to an IRA (maximum annual contribution of \$7,000 plus a catch-up contribution of \$1,000), and the youth pastor can contribute \$7,000.

Your allowable deduction may be reduced or eliminated, depending on your filing status, the amount of your income, and if you or your spouse are covered by an employer-provided retirement plan. The deduction begins to decrease (phase out) when your income rises above a certain amount and is eliminated altogether when it reaches a higher amount. The amounts vary depending on your filing status. For 2023, if you were covered by an employer-provided

retirement plan, the deduction for contributions to your IRA is completely phased out when AGI reached \$136,000 (MFJ) or \$83,000 (single). For 2024, the limits are \$143,000 (MFJ) and \$87,000 (single).

If your spouse was covered by an employer retirement plan at any time during 2023 and you made contributions to your IRA, your allowable IRA deduction is completely phased out when AGI reaches \$228,000 (MFJ). See IRS *Publication 590-A*. The *Form W-2* you receive from your church or other employer has a box used to show whether you were covered by a retirement plan during the year. The "Retirement Plan" box should have a mark in it if you were covered. Employer retirement plans include 403(b) TSAs.

Figure your deduction using the worksheets in the instructions to Form 1040 or in IRS *Publication 590-A*.

Individuals who cannot claim a deduction for an IRA contribution still can make non-deductible IRA contributions, subject to the lesser of \$6,500 for 2023 or earned income limits. Earnings on these amounts continue to accumulate on a tax-deferred basis. When distributions are made from the IRA, special rules apply in figuring the tax on the distributions when both deductible and non-deductible contributions were made to the IRA. *Form 8606* is used to designate a contribution as non-deductible and must be filed or the full amount of future withdrawals may be taxed. Withdrawals before age 59½ are subject to a 10% penalty tax that also applies to deductible IRA contributions.

Distributions from a Traditional IRA are fully or partially taxable in the year of distribution. Use *Form 8606* to figure the taxable portion of withdrawals. If you made only deductible contributions, distributions are fully taxable.

A **Roth IRA** differs from a Traditional IRA in several respects. A Roth IRA does not permit a deduction at the time of contribution. Regardless of your age, you may be able to establish and make non-deductible contributions to a Roth IRA. However, you may be limited in the amount of non-deductible contributions you may make to your Roth IRA due to your AGI. For those filing as MFJ, no contribution may be made to a Roth IRA in 2023 if your AGI, as modified, is \$228,000 or above. For those filing as single, no contribution may be made to a Roth IRA if your AGI, as modified, is \$153,000 or more.

You do not report Roth contributions on your tax return. To be a Roth IRA, the account or annuity must be designated as a Roth IRA when it is set up. Like a Traditional IRA, a Roth IRA can be set up, but there are limitations on the amount that can be contributed and the time of year that contributions

can be made. You do not include in your gross income qualified distributions or distributions that are a return of your regular contributions from your Roth IRA. Refer to IRS *Publication 590-A* for additional information on Roth IRA(s).

For information on conversions from a Traditional IRA to a Roth IRA, refer to IRS *Publication 590-A*.

In the past, if you were 70½ or older, you could not make a regular contribution to a Traditional IRA. However, you could still contribute to a Roth IRA and make rollover contributions to a Roth or Traditional IRA regardless of your age, subject to the above-described income limitations. For 2020 and later, there is no age limit on making regular contributions to Traditional or Roth IRAs.

Charitable contributions. A qualified charitable distribution (QCD) is a distribution made directly by the trustee of your IRA, other than an SEP or SIMPLE IRA, to certain qualified organizations. You must have been at least age 70½ when the distribution was made. The total QCDs for an individual for the year can't be more than \$100,000. Therefore, a couple filing as MFJ is able to each claim up to \$100,000 for a QCD. If all the requirements are met, a QCD may be nontaxable, but you can't claim a charitable contribution deduction for a QCD. For more information, see IRS *Publication 526* (Charitable Contributions) and IRS *Publication 590-B* (Distributions from IRAs) or contact a tax professional.

Not all charities are eligible. For example, donor-advised funds and supporting organizations are not eligible recipients. Amounts transferred to a charity from an IRA are counted in determining whether the owner has met the IRA's RMD.

Charitable distributions are reported on *Form 1099-R* for the calendar year the distribution is made. To report a QCD on your *Form 1040*, you generally report the full amount of the charitable distribution on the line for IRA distributions. On the line for the taxable amount, enter zero if the full amount was a QCD. Enter "QCD" next to this line. See the *Form 1040* instructions for additional information. This is the only method of informing the IRS that the distribution is a QCD, so it is important to follow the reporting procedure. Otherwise, the IRS will believe you have additional taxable income from the IRA distribution.

You must also file *Form 8606*, Non-deductible IRAs, if:

- You made the QCD from a Traditional IRA in which you had basis and received a distribution from the IRA during the same year, other than the QCD; or
- You made the QCD from a Roth IRA.

✦ **KEY POINT:** The QCD needs a qualifying receipt from the recipient charity with the mandated "no goods or services" statement. A church may include the gift on the IRA owner's regular giving statement in an attempt to fulfill this requirement, but care should be taken to not take a deduction for the QCD if it is included on the regular giving statement. The best practice is for the recipient charity or church to issue a separate statement for the gift.

Line 11. Adjusted Gross Income (AGI)

Adjusted Gross Income (AGI) is gross income minus adjustments to income. Gross income includes your wages, dividends, capital gains, business income, retirement distributions as well as other income. Adjustments to income include such items as educator expenses, student loan interest, alimony payments, or contributions to a retirement account. Your AGI will never be more than your Gross Total Income on your return and, in some cases, may be lower. AGI is an important number since it is used to determine the amount of various deductions and credits.

Step 6: Tax Computation

Line 12. Standard deductions or itemized deductions

✦ **KEY POINT:** Itemize your deductions on *Schedule A* only if they exceed the standard deduction for your filing status.

On Line 12, enter either your itemized deductions from *Schedule A* or a standard deduction amount. Itemized deductions are discussed under *Schedule A* in this guide. For 2023, the standard deduction amounts are as follows:

Filing Status	Standard Deduction Amount (2023)
Single	\$13,850
Married filing jointly or qualifying widow(er)	\$27,700
Married filing separately	\$13,850
Head of household	\$20,800

Additional standard deductions are available for each taxpayer who is over age 65 and/or blind, depending on their filing status.

Line 13. Qualified business income deduction

Ministers who have income from business activities (conducted other than in their capacity as an employee of the church) and report their income on *Schedule C*, may be entitled to a federal tax deduction of up to 20% of their qualified business income (QBI). This deduction is also referred to as the IRC section 199A deduction. Section 199A limits the deduction to the lesser of (1) 20% of the QBI

less half of the SECA taxes directly related to the QBI, the self-employed health insurance deduction and the self-employed qualified plan contribution deduction related to the qualified business, or (2) 20% of taxable income before the QBI deduction less net capital gains.

Upon publication of this guide, it has been interpreted that the qualified business trade or business activities of ministers who report their federal income taxes as self-employed may be considered a “specified service trade or business”. Thus, there may be an exception to the deductibility of the QBI deduction. If a minister’s taxable income (reported on Line 15 of *Form 1040*) before this deduction exceeds \$182,100 (\$364,200 if MFJ) for 2023, the deduction may be limited; if taxable income exceeds \$232,100 (\$464,200 if MFJ) for 2023, the deduction is unavailable. Attach either the *Form 8995* or *8995-A* and possibly *Schedules A, B, and C (Form 8995-A)*, as needed.

Line 16. Compute tax

Most ministers can use the tax tables to determine their income taxes. Some higher-income ministers must use the tax rate schedules. (A spouse’s income is considered in deciding whether or not to use the tax rate schedules.)

Step 7: Credits

A credit is a direct dollar-for-dollar reduction in your tax liability. It is much more valuable than deductions and exclusions, which merely reduce taxable income. There are two types of credits. Nonrefundable credits can only offset total taxes and can never create a refund. Refundable tax credits are reported on *Form 1040* as a payment along with other tax payments and may create a refund if total payments exceed total tax calculated on Line 24 of *Form 1040*.

Lines 19 and 28. Child Tax Credit

The Child Tax Credit for 2023 is \$2,000 per qualifying child under the age of 17 and \$500 per qualifying dependent who does not meet the definition of a qualifying child. The \$500 per qualifying dependent is a non-refundable credit and reported on Line 19. A portion of the credit associated with a qualifying child may be non-refundable, reported on Line 19, and a portion of the credit is refundable and reported on Line 28. This is referred to as the Additional Child Tax Credit (ACTC), and the maximum amount of the refundable portion of the credit is \$1,600 per qualifying child. The credit is reduced based on a taxpayer’s Modified Adjusted Gross Income (MAGI) starting at \$400,000 MAGI for jointly filed returns and \$200,000 MAGI for all other filers. It is completely phased out at \$440,000 MAGI for jointly filed returns and

\$240,000 MAGI for all other filers. The credit is calculated on *Form 8812*.

Line 20, Schedule 3. Credit for child, dependent care, and education expenses as well as the Retirement Savings Credit

On your 2023 *Form 1040*, non-refundable credits are reported on Lines 1-7 of *Schedule 3*, and the total amount for all credits is carried over to Line 20 of *Form 1040*.

The more common and important non-refundable credits for ministers reported on *Schedule 3* are listed below along with the IRS Form and Publication that addresses them:

- **The credit for child and dependent care expenses (*Form 2441*, *IRS Publication 503*)** The Child and Dependent Care Credit is a tax credit that may help you pay for the care of eligible children and other dependents (qualifying persons). The credit is calculated based on your income and a percentage of expenses that you incur for the care of qualifying persons to enable you to go to work, look for work, or attend school. Reverting to pre-2022 limits, the credit is limited to \$1,050 for one qualifying individual and \$2,100 if there are two or more qualifying individuals.
- **The credit for education expenses (see *Form 8863* and *IRS Publication 970*)** Credits for higher education include the American Opportunity Tax Credit (AOTC) (partially refundable, reported on Line 29) and the Lifetime Learning Credit (LLC) (non-refundable). Credits are fully phased out at \$180,000 for those MFJ and \$90,000 for all other filers.
- **The retirement savings credit (*Form 8880*, *IRS Publication 590-A*)** If you make eligible contributions to certain eligible retirement plans or to an IRA, you may be able to take a tax credit. The amount of the Saver’s Credit you can get is generally based on the contributions you make and your credit rate. Refer to *IRS Publication 590-A* or the instructions for *Form 8880* for more information. The credit is phased out at \$73,000 of AGI for those MFJ, at \$54,750 for those filing head of household, and at \$36,500 for those filing single or married filing separately.

Lines 27, 28, and 29. Earned Income Tax Credit

The most common refundable credits for ministers are listed below, along with the IRS Form and Publication that addresses them:

- Earned Income Tax Credit (EITC) reported on *Form 1040* Line 27 (addressed later in this guide).

- Child Tax Credit calculated on *Form 8812* reported on Line 28 of *Form 1040*. (See previous discussion in this guide.)
- American Opportunity Tax Credit (AOTC) calculated on *Form 8863* and reported on Line 29 of *Form 1040*. (See previous discussion in this guide.)

Step 8: Other Taxes

Line 23, Schedule 2. Line 21, Other taxes.

On the *Form 1040* for 2023, “other taxes” are derived from Line 21 of *Schedule 2* and the total of all taxes from *Schedule 2* is carried over to Line 23 of *Form 1040*. These include SECA taxes which ministers must pay on ministerial income (unless exempt). Total taxes are reported on Line 24 of *Form 1040*.

Step 9: Payments

On the 2023 *Form 1040*, amounts representing federal income tax withholding are reported on Line 25, and estimated tax payments are reported on Line 26 as well as tax overpayments from the prior year applied to current year taxes. Other tax payments are reported on *Schedule 3* and reported on Line 31 of *Form 1040*. The two most important categories of tax payments are withheld taxes and estimated tax payments, as noted below.

Line 25. Federal income tax withheld

Federal income tax may be withheld from several sources of income. *Form 1040* separately reports withholding from some of these different potential sources.

Line 25a — Federal income tax withheld from *Forms W-2*

Ministers’ wages based on the performance of ministerial services are exempt from federal income tax withholding. As a result, only those ministers who have entered into a voluntary withholding arrangement with their church will have income taxes withheld. The church should report the amount of voluntarily withheld taxes on the minister’s *Form W-2*.

⚠ **KEY POINT:** Ministers who enter into voluntary withholding arrangements will have federal and state income taxes withheld from their wages. However, a church does not withhold the employee’s share of **FICA taxes**, since ministers are self-employed for Social Security with respect to ministerial compensation. Ministers can request (on *Form W-4* or through other written instructions) that their church withhold an additional amount of income taxes to cover their expected SECA tax liability. These additional withholdings must be treated as income taxes withheld (on *Forms W-2* and *941*) rather than the employee’s share of FICA taxes. They constitute a payment that can be applied to both income taxes and SECA taxes. Ministers still must complete *Schedule SE* to report their SECA tax liability.

Line 25b — Federal income tax withheld from *Forms 1099*

Federal income tax may be withheld from pension payments or distributions reported on *Form 1099-R* or from Social Security payments reported on *Form SSA-1099* or from other income reported on *Form 1099-NEC*. Other potential sources may be from interest and dividends reported on *Form 1099-B*.

Line 25c — Federal income tax withheld from other forms

Income tax withheld from gambling winnings reported on *Form W-2G* or Additional Medicare Tax as calculated on *Form 8959* is included on this line.

Line 26. Estimated tax payments

Compensation paid to ministers for ministerial duties is not subject to mandatory tax withholding. As a result, ministers must prepay their income tax and SECA taxes by using the quarterly estimated tax procedure, unless they have entered into a voluntary withholding agreement with their employing church. The estimated tax procedure is summarized in Part 2 of this guide in the section “How do ministers pay their taxes?”

The total amount of estimated tax payments made to the IRS for the 2023 tax year is reported as a payment of taxes on Line 26 of *Form 1040*. Additionally, any amount of an overpayment from 2022 applied to the 2023 estimated tax payments is included on this line.

Line 27. Earned Income Tax Credit (EITC)

The Earned Income Tax Credit (EITC) reduces tax you owe and may give you a refund even if you do not owe any tax. Several technical requirements must be met in order to qualify for this credit. Unfortunately, many taxpayers who qualify for the credit do not claim it because it is so difficult to compute. In most cases, the amount of your EITC depends on: (1) whether you have no qualifying child, one qualifying child, two qualifying children, or three or more qualifying children; and (2) the amount of your earned income and MAGI.

You may be able to claim the EITC for tax year 2023 if you have non-retirement investment income of \$11,000 or less. The maximum EITC for 2023 is (1) \$600 with no qualifying child, (2) \$3,995 with one qualifying child, (3) \$6,604 with two qualifying children, and (4) \$7,430 with three or more qualifying children.

If you qualify for it, the EITC reduces the tax you owe. Even if you do not owe tax, you can get a refund of the credit. Depending on your situation, the credit can be as high as \$7,430 for 2023.

You cannot take the credit for 2023 if your earned income (or

AGI, if greater) is more than:

- \$17,640 (\$24,210 if MFJ) if you do not have a qualifying child
- \$46,560 (\$53,120 if MFJ) if you have one qualifying child
- \$52,918 (\$59,478 if MFJ) if you have two qualifying children, or
- \$56,838 (\$63,698 if MFJ) if you have three or more qualifying children

You can compute the credit yourself or the IRS will compute it for you. To figure the amount of your credit, you must use the EIC Worksheet and EIC Table in the instructions for *Form 1040*, Line 27. Ministers may want to consider having the IRS compute the credit for them, especially due to confusion about how the housing allowance affects the credit.

The credit is reported on Line 27 of *Form 1040*.

IRS *Publication 596* is a 38-page publication that explains the EITC. The 2022 edition (the most recent available at the time of publication of this text) states, in general: “The rental value of a home or a housing allowance provided to a minister as part of the minister’s pay generally isn’t subject to income tax but is included in net earnings from self-employment. For that reason, it is included in earned income for the EITC” except for ministers who have opted out of SECA taxes by filing a timely *Form 4361* exemption application with the IRS.

Excerpts from IRS *Publication 596* confirm that ministers who are employees for income tax reporting purposes and who have **not** exempted themselves from SECA taxes by filing a timely *Form 4361* with the IRS **include** their housing allowance or the fair rental value of a parsonage in computing earned income for purposes of the EITC.

But what about ministers who have exempted themselves from SECA taxes by filing a timely *Form 4361* with the IRS? Do they include a housing allowance or the rental value of a parsonage in computing their earned income for purposes of the EITC? As noted above, IRS *Publication 596* explicitly states, with regard to ministers who have filed *Form 4361*, that “a nontaxable housing allowance or the nontaxable rental value of a home is not earned income.”

With respect to ministers who have filed a timely *Form 4361*, IRS *Publication 596* states:

Whether or not you have an approved *Form 4361*, amounts you received for performing ministerial duties as an employee count as earned income. This includes wages, salaries, tips, and other taxable employee compensation.

If you have an approved *Form 4361*, a nontaxable housing allowance or the nontaxable rental value of a home isn’t earned income. Also, amounts you received for performing ministerial duties, but not as an employee, don’t count as earned income. Examples include fees for performing marriages and honoraria for delivering speeches.

Ministers who are affected by this issue should consult their tax professional for help.

❖ **KEY POINT:** The definition of “earned income” for the EITC is not the same definition of “earned income” utilized in calculating the ACTC.

❖ **KEY POINT:** Once again, tax benefits may be affected by the housing allowance. Ministers should consider these various provisions and determine if the housing allowance is beneficial for them in light of how it affects the EITC and the ACTC.

Step 10: Refund or Amount You Owe

Lines 36 and 38. Refund or amount you owe

After totaling your payments on *Form 1040*, Line 33, you can calculate whether you owe the government or a refund is due to you. If you owe a tax, be certain to enclose a check with your return in the amount you owe payable to the “United States Treasury” or by making the payment through your EFTPS account or *IRS.gov/Payments*. Tax practitioners can also assist you in making a payment as a part of electronically filing your tax return.

Do not attach a check to your return, but include it with a *Form 1040-V*. If you file your return electronically, the payment must be sent in separately using *Form 1040-V* since it may be mailed to an address different from the return’s filing address. Include your daytime phone number, your SSN, and write “*Form 1040* for 2023” on the check. If you owe taxes, you also may have to pay an underpayment penalty (refer to Line 38 of *Form 1040*). If you are paying taxes after April 15, 2024, you may also owe late payment penalties and interest.

If you have overpaid your taxes, you have two options: (1) Request a full refund, or (2) Apply the overpayment to your 2024 estimated tax. (Refer to Line 36 of *Form 1040*.)

Step 11: Sign Here

You must sign and date the return at the bottom of page 2. If you are filing a joint return, your spouse must also sign the return. In the “your occupation” space, enter your occupation — **minister**. If you have your return prepared by a paid preparer, you will sign *Form 8879*, *IRS e-file Signature Authorization* instead of signing *Form 1040*, page 2.

If you or your spouse has been the victim of identity theft, the IRS will issue you an Identity Protection PIN that must also be entered in this section of the return. This PIN is issued to you each year. (The PIN must also be provided to your paid tax preparer in order for the return to be electronically filed.)

OTHER FORMS AND SCHEDULES

SCHEDULE A

❖ **KEY POINT:** If your itemized deductions exceed your standard deduction, you should report your itemized deductions on *Schedule A (Form 1040)*. This section will summarize the itemized deductions.

Step 1: Medical and Dental Expenses (Lines 1–4)

You may deduct certain medical and dental expenses (for yourself, your spouse, and your dependents) if you itemize your deductions on *Schedule A*, but only to the extent that your expenses exceed 7.5% of your AGI. You must reduce your medical expenses by the amounts of any reimbursements you receive for those expenses before applying the 7.5% test. Reimbursements include amounts you receive from insurance or other sources for your medical expenses (including Medicare). It does not matter if the reimbursement is paid to the patient, doctor, or hospital.

The following expenses ARE deductible as medical expenses:

- Fees for medical services
- Fees for hospital services
- Lodging at a hospital during medical treatment (subject to some limits)
- Medical and hospital insurance premiums that you pay (do not include amounts paid to health sharing arrangements)
- Special equipment
- Medicare A premiums you pay if you are exempt from Social Security and voluntarily elect to pay Medicare A premiums
- Medicare B premiums you pay
- Medicare D premiums you pay
- Medicare Supplement premiums you pay (or are deducted from your pension)
- Long-term care insurance premiums, subject to certain limitations on the amount that may be deducted
- Special items (e.g., false teeth, artificial limbs, eyeglasses, hearing aids, crutches, etc.)

- Transportation for necessary medical care. For 2023, the standard mileage rate for medical travel was 22 cents per mile. For 2024, the standard mileage rate for medical travel is 21 cents per mile.
- Medicines and drugs requiring a prescription, and insulin
- The portion of a life-care fee or founder's fee paid either monthly or in a lump sum under an agreement with a retirement home that is allocable to medical care
- Wages of an attendant who provides medical care
- The cost of home improvements if the main reason is for medical care
- Program to stop smoking
- Exercise expenses (including the cost of equipment to use in the home) if required to treat an illness (including obesity) diagnosed by a physician, and the purpose of the expense is to treat a disease rather than to promote general health and the taxpayer would not have paid the expense but for this purpose

The following items are NOT deductible as medical expenses:

- The cost of diet food
- Funeral services
- Health club dues (except as noted above)
- Household help
- Life insurance
- Maternity clothes
- Non-prescription medicines and drugs
- Nursing care for a healthy baby
- Toothpaste, cosmetics, and toiletries
- Trips for general improvement of health
- Most cosmetic surgery

Step 2: Taxes You Paid (Lines 5–7)

At the election of the taxpayer, an itemized deduction may be taken for state and local general sales taxes in lieu of the itemized deduction for state and local income taxes. This provision was added to address the unequal treatment of taxpayers in the seven states that do not have an income tax. Taxpayers in these states cannot take advantage of the itemized deduction for state income taxes. Allowing them to deduct sales taxes helps offset this disadvantage.

Taxpayers may claim an itemized deduction of up to \$10,000 (\$5,000 for a married taxpayer filing a separate return) for the aggregate of:

- State and local property taxes, and
- State and local income taxes (or sales taxes in lieu of income taxes) paid or accrued in the taxable year.

The \$10,000 limitation applies through December 31, 2025.

Some states attempted to assist taxpayers in avoiding the above limitations by creating state-run charities that would grant tax credits in exchange for charitable contributions that would qualify for a tax deduction. The IRS issued regulations stating that to the extent a tax credit was granted, the charitable contribution would not be deductible.

Step 3: Interest You Paid (Lines 8–10)

As a general matter, personal interest is not deductible. Qualified residence interest is not treated as personal interest and is allowed as an itemized deduction, subject to limitations. Qualified residence interest means interest paid or accrued during the taxable year on either acquisition indebtedness or home equity indebtedness. A qualified residence means the taxpayer's principal residence and one other residence of the taxpayer selected to be a qualified residence. A qualified residence can be a house, condominium, cooperative, mobile home, house trailer, or boat.

Acquisition indebtedness is indebtedness that is incurred in acquiring, constructing, or substantially improving a qualified residence of the taxpayer and which secures the residence. Note the following two rules:

1. Limit on loans taken out on or before December 15, 2017

For qualifying debt taken out on or before December 15, 2017, you can only deduct home mortgage interest on up to \$1 million (\$500,000 if you are married filing separately) of that debt. The only exception is for loans taken out on or before October 13, 1987. (See *IRS Publication 936* for more information about loans taken out on or before October 13, 1987.)

See *IRS Publication 936* to figure your deduction if you have loans taken out on or before December 15, 2017, that exceed \$1 million (\$500,000 if you are married filing separately).

2. Limit on loans taken out after December 15, 2017

For qualifying debt taken out after December 15, 2017, you can only deduct home mortgage interest on up to \$750,000 (\$375,000 if you are married filing separately) of that debt. If you also have qualifying debt subject to the \$1 million limitation discussed above, the \$750,000 limit for debt taken out after December 15, 2017, is reduced by the amount of your

qualifying debt subject to the \$1 million limit. An exception exists for certain loans taken out after December 15, 2017. See *IRS Publication 936* for details.

The term "points" is sometimes used to describe certain charges paid by a borrower. They are also called loan origination fees, maximum loan charges, or premium charges. If the payment of any of these charges is **only** for the use of money, it ordinarily is interest paid in advance and must be deducted in installments over the life of the mortgage (not deducted in full in the year of payment). However, points are deductible in the year paid if the following requirements are satisfied:

1. Your loan is secured by your main home. (Your main home is the one you ordinarily live in most of the time.)
 2. Paying points is an established business practice in the area where the loan was made.
 3. The points paid were not more than the points generally charged in that area.
 4. You use the cash method of accounting. This means you report income in the year you receive it and deduct expenses in the year you pay them. Most individuals use this method.
 5. The points were not paid in place of amounts that ordinarily are stated separately on the settlement statement, such as appraisal fees, inspection fees, title fees, attorney fees, and property taxes.
 6. The funds you provided at or before closing, plus any points the seller paid, were at least as much as the points charged. The funds you provided are not required to have been applied to the points. They can include a down payment, escrow deposit, earnest money, and other funds you paid at or before closing for any purpose. You cannot have borrowed these funds from your lender or mortgage broker.
 7. You use your loan to buy or build your main home.
 8. The points were computed as a percentage of the principal amount of the mortgage.
 9. The amount is clearly shown on the settlement statement (such as the Settlement Statement, *Form HUD-1*) as points charged for the mortgage. The points may be shown as paid from either your funds or the seller's.
- ❖ **KEY POINT:** Points are not currently deductible when paid in association with the refinancing of the home. These points must be amortized over the life of the new mortgage.

Refinancing a home mortgage may also create tax considerations. The amount of the new debt eligible as home acquisition debt is limited to the amount of the balance of the original old mortgage principal just before the refinancing unless additional proceeds are used to buy, build, or substantially improve a qualified home. If refinancing costs are rolled into the new debt, there automatically will be a portion of the interest paid on the new mortgage that is not deductible.

❖ **KEY POINT:** The itemized deduction for mortgage insurance premiums has expired. You can no longer claim this deduction unless extended by Congress.

Step 4: Gifts to Charity (Lines 11–14)

For 2023, cash contributions to churches, schools, and most other public charities that are U.S. organizations are deductible up to 60% of AGI. Contributions of property or cash contributions to supporting organizations, donor-advised funds, or to private foundations are subject to different limitations. See IRS *Publication 526*. Contributions made via cash, checks, credit cards or other electronic transfer options are reported on Line 11, while contributions of non-cash property are reported on Line 12.

The value of personal services is never deductible as a charitable contribution, but unreimbursed expenses incurred in performing services on behalf of a church or other charity may be. For example, if you drive to and from volunteer work on behalf of a charity, you may deduct the actual cost of gas and oil or you may claim the standard charitable mileage rate of 14 cents for each substantiated mile.

Unreimbursed travel expenses incurred while away from home (whether within the United States or abroad) in the course of donated services to a tax-exempt religious or charitable organization are deductible as a charitable contribution. Individuals performing the charitable travel can keep track of their own travel expenses and then claim a charitable contribution for the total on *Schedule A*.

Whether it is for travel expenses or other substantial out-of-pocket expenses related to performing services for a church or other nonprofit charity, a letter acknowledging the individual's service and containing the "no goods or services" statement (if this is the case) should be obtained from the church or charity.

No charitable deduction is allowed for travel expenses incurred while away from home in performing services for a religious or charitable organization unless there is no significant element of personal pleasure, recreation, or vacation involved in the travel. Therefore, it is important to maintain an itinerary of the trip to prove the charitable nature of the trip.

Charitable contributions must be claimed in the year they are delivered. One exception is a check that is mailed to a charity — it is deductible in the year the check is mailed and postmarked, even if it is received early in the next year.

Charitable contributions generally are deductible only to the extent they exceed the value of any premium or benefit received by the donor in return for the contribution.

There are limits on the amount of a contribution that can be deducted. Generally, cash contributions to churches, schools, and other public charities are deductible up to a maximum of 60% of AGI (2023). In some cases, contributions that exceed this limit can be carried over and claimed on future returns for up to five years. Some charitable contributions are limited to 20% or 30% of AGI, depending on the recipient and the form of the contribution.

Restricted contributions are those that are made to a church with the stipulation that they be used for a specified purpose. If the purpose is an approved project or program of the church, the designation will not affect the deductibility of the contribution. An example is a contribution to a church building fund. However, if a donor stipulates that a contribution be spent on a designated individual, no deduction is allowed unless the church exercises full administrative control over the donated funds to ensure that they are being spent in furtherance of the church's exempt purposes. Restricted contributions that ordinarily are not deductible include contributions to church benevolence or scholarship funds that designate a specific recipient. Contributions to benevolence or scholarship funds ordinarily are deductible if the donor does not earmark a specific recipient.

Contributions to a church or missions board that specify a particular missionary may be tax-deductible if the church or missions board exercises full administrative and accounting control over the contributions and ensures that they are spent in furtherance of the church's mission. Direct contributions to missionaries, or any other individual, are not tax-deductible, even if they are used for religious or charitable purposes.

Charitable contributions must be properly substantiated. Individual cash contributions of less than \$250 may be substantiated by a canceled check, other bank record, or a receipt from the charity. Special rules govern the substantiation of individual contributions of cash or property of \$250 or more. The donor must substantiate these contributions with a qualifying receipt from the charity that includes a listing of the contributions and a statement that there were no goods or services provided in exchange for the contributions. These rules are further explained in the Part 5 supplement to this guide, the *2024 Federal Reporting Requirements for Churches*.

★ **KEY POINT:** It is the responsibility of the donor to confirm that all donations claimed are supported by qualifying receipts. The consequence of failure is a loss of any contribution not supported by a qualifying receipt. This error cannot be corrected if discovered after the tax return is filed. Some churches and charities fail to issue qualifying receipts, so donors must be vigilant in meeting this requirement since this is not an error that can be corrected after your tax return is filed.

If you contribute property that you value at \$500 or more, you must include a completed *Form 8283* with your *Form 1040*. Complete only Section A if the value claimed is \$500 or more but less than \$5,000. If you claim a deduction of more than \$5,000 for a contribution of non-cash property (other than publicly traded securities), you must obtain a qualified appraisal of the property by a qualified appraiser and include a qualified appraisal summary (Section B of *Form 8283*) with your *Form 1040*. If several related items are given, each with a value of less than \$5,000, an appraisal may still be required since the group of items would be treated as one rather than on an individual basis. In addition to the above rules, the donor must also obtain a qualifying acknowledgment from the charity that includes a description of the property and a statement that there were no goods or services provided in exchange for the donation.

💰 **TAX TIP:** There are both timing and form requirements for the qualifying appraisal, so a donor must plan accordingly to be able to meet these requirements. Failure to meet any of the requirements can nullify the entire contribution.

Special rules apply to donations of cars, boats, and planes. A donation is not allowed if the value of the item is \$500 or more unless the donor has received *Form 1098-C*. See the instructions to *IRS Form 1098-C* for details.

★ **KEY POINT:** The Tax Court has ruled in several cases that a donor who contributed property worth more than \$5,000 to a church was not eligible for a charitable contribution deduction, even though there was no dispute that the gift was given, or its value, because the donor failed to obtain a qualified appraisal or attach a qualified appraisal summary (*Form 8283*) to the tax return on which the contribution was claimed or obtain a qualifying receipt.

See *IRS Publication 526* for an explanation of all the substantiation rules that apply to charitable contributions.

Step 5: Casualty and Theft Losses (Line 15)

You can only deduct personal casualty and theft losses attributable to a federally declared disaster to the extent that:

- (1) The amount of each separate casualty or theft loss is more than \$100, and
- (2) The total amount of all losses during the year (reduced by the \$100 limit discussed above) is more than 10% of the amount on *Form 1040* or *1040-SR*, Line 11. See the Instructions for *Form 4684* and *IRS Publication 547* for more information.

NOTE: Job Expenses and Most Other Miscellaneous Deductions

Employee business expenses that are either unreimbursed, or reimbursed by an employer under a non-accountable arrangement, are no longer deductible as an itemized deduction by an employee through 2025.

The elimination of an itemized deduction for unreimbursed employee business expenses hits some clergy hard. But this impact can be minimized if a church reimburses employee business expenses under an accountable expense reimbursement arrangement. To be accountable, a church's reimbursement arrangement **must comply with all four of the following rules:**

1. Expenses must have a business connection — that is, the reimbursed expenses must represent expenses incurred by an employee while performing services for the employer.
2. Employees are only reimbursed for expenses for which they provide an adequate accounting within a reasonable period of time (not more than 60 days after an expense is incurred).
3. Employees must return any excess reimbursement or allowance within a reasonable period of time (not more than 120 days after an excess reimbursement is paid).
4. The income tax regulations caution that in order for an employer's reimbursement arrangement to be accountable, it must meet a reimbursement requirement in addition to the three requirements summarized above. The reimbursement requirement means that an employer's reimbursements of an employee's business expenses come out of the employer's funds and not by reducing the employee's salary.

The elimination of "all miscellaneous itemized deductions that are subject to the 2 percent floor under present law" (including unreimbursed employee business expenses, and employee expenses reimbursed under a non-accountable plan) has encouraged many churches to move to an accountable expense reimbursement plan since section 62(a)(2)(A) of the tax code, which excludes from tax employer reimbursements of employee business expenses under an accountable plan (defined above), has not been modified.

❖ **KEY POINT:** While unreimbursed employee business expenses are not deductible for federal income tax purposes, they are deductible in the calculation of self-employment income for purposes of calculating SECA taxes on *Schedule SE*.

SCHEDULE B

Schedule B is used to report taxable interest income and dividend income from certain transactions and to indicate if you have an interest in, or signature authority over, a financial account in a foreign country or are involved with a foreign trust. For most taxpayers, the schedule is triggered by the reporting of taxable interest and/or dividends of more than \$1,500.

Step 1: Interest Income (Lines 1–4)

List (on Line 1) the name of each institution or individual that paid you taxable interest if you received more than \$1,500 of taxable interest in 2023. Be sure the interest you report on Line 1 corresponds to any *Forms 1099-INT* you received from such institutions. Do not include tax-exempt interest. Taxable interest income is carried over to Line 2b of *Form 1040*. Also, utilize *Schedule B* to report any amount of interest you received from a seller-financed mortgage, interest accrued from a bond, original issue discount amounts reported on *Form 1099-OID*, interest subject to the exclusion for series EE or I U.S. savings bonds or received as a nominee.

Step 2: Dividend Income (Lines 5–6)

List (on Line 5) the name of each institution that paid you dividends if you received more than \$1,500 in dividends in 2023. Be sure the dividends you report on Line 5 correspond to any *Forms 1099-DIV* you received from such institutions. Ordinary dividend income is carried over to Line 3b of *Form 1040*.

Step 3: Foreign Accounts and Foreign Trusts (Lines 7–8)

Be sure to complete this part of the schedule if you had a financial interest in, or signature authority over, a financial account in a foreign country or you received a distribution from, or were a grantor of, or transferor to, a foreign trust.

❖ **KEY POINT:** If you have foreign bank accounts, you may be subject to additional filings, including the *FinCEN 114* or *Form 8938*. This can also occur if your church has foreign bank accounts and you have signature authority on the accounts. Many times, the foreign bank account reporting is overlooked by taxpayers, especially when they are not naturally filing *Schedule B* to report interest and dividends. Failure to comply can create substantial penalties.

SCHEDULE C

❖ **KEY POINT:** Most ministers who serve local churches or church agencies are employees for federal income tax purposes with respect to their church salary. They report their church salary on Line 1 of *Form 1040* and receive a *Form W-2* from the church. They do not report their salary as self-employment earnings on *Schedule C*.

❖ **KEY POINT:** Use *Schedule C* to report income and expenses from ministerial activities you conduct other than in your capacity as a church employee. Examples would be fees for guest speaking in other churches and fees received directly from church members for performing personal services, such as weddings and funerals.

Step 1: Introduction

Complete the first several questions on *Schedule C*. Ministers should list code 541990 on Line B, since for many years this was the code the IRS used in a clergy tax illustration in *IRS Publication 517*. Some ministers who report their church compensation as self-employed point to this code as proof that ministers serving local churches can report as self-employed. This is not so. This code applies to the incidental self-employment activities of ministers who report their church salaries as employees. It also applies to those few ministers who are self-employed, such as some traveling evangelists.

Step 2: Income (Lines 1–7)

Report on Line 1 your gross income from your self-employment activity. Include all amounts reported to you on *Form 1099-NEC*. If you received more than \$20,000 and more than 200 transactions through an electronic payment system in 2023, then you will receive a *Form 1099-K*. Such payments may have come through credit card payments or other forms of third-party electronic payments. Even if the payments do not represent taxable income, they must be reported on your tax return. If they do not represent taxable income, then a corresponding deduction may be claimed against the income with a statement included in the tax return. If these amounts are simply omitted from your return, the IRS will issue a matching notice with a corresponding tax bill within one to two years.

In 2024, the threshold for receiving a *Form 1099-K* will lower to \$5,000, according to the *IRS Notice 2023-74* issued in November of 2023. This change is part of the agency's ongoing efforts to eventually phase in a \$600 reporting threshold set forth by the American Rescue Plan, which took effect in 2021.

Step 3: Expenses (Lines 8–27)

▲ **CAUTION:** Many ministers continue to report their income taxes as self-employed. One perceived advantage of doing so is the ability to deduct business expenses on *Schedule C* (and avoid the non-deductibility of unreimbursed and non-accountable reimbursed employee business expenses as itemized deductions on *Schedule A*). This advantage is often illusory. Most “self-employed” ministers, if audited by the IRS, would be reclassified as employees and their *Schedule C* deductions disallowed. This could result in substantial additional taxes, penalties, and interest. The best way for ministers to handle their business expenses is through an accountable expense reimbursement arrangement (see above).

Report any business expenses associated with your self-employment earnings on Lines 8–27. For example, if you incur transportation, travel, or other expenses in the course of performing self-employment activities, you deduct these expenses on Lines 8–27 of *Schedule C*. Entertainment expenses are generally non-deductible. However, you may deduct 50% of the cost of business meals if you are present and the food or beverages are not considered lavish or extravagant.

Ministers may be required to reduce the expenses deducted on *Schedule C* if a portion of the income is excluded from income as a housing allowance. The rules under IRC section 265 state that expenses associated with tax-free income may not be deducted. Therefore, expenses on *Schedule C* may have to be allocated between taxable and nontaxable income. (Many refer to this rule as the “Deason Rule.”) See IRS *Publication 517*.

Report net self-employment income from *Schedule C* on *Schedule 1*, Line 3 (*Form 1040*) and carry over this and other items of additional income reported on *Schedule 1* to Line 8 of *Form 1040*.

SCHEDULE SE

✦ **KEY POINT:** Use *Schedule SE* to report Social Security taxes on any income you earned as a minister if you have not applied for and received IRS approval of an exemption application (*Form 4361*). Remember, ministers (except for some chaplains) are self-employed for Social Security with respect to their ministerial services. They pay SECA taxes, and not FICA taxes, with respect to compensation from such services.

✦ **KEY POINT:** Ministers who have received IRS approval of an application for exemption from SECA taxes (*Form 4361*) do not pay SECA taxes on compensation received for their ministerial services. These ministers should enter “Exempt – *Form 4361*” on *Form 1040, Schedule 2, Line 4*.

Step 1: Part I (Line 2)

Ministers complete Part I “Self-Employment Tax” of the schedule. Ministers report their net self-employment earnings on Line 2 of Part I. This amount is computed as follows:

Add the following to your church salary reported on *Form W-2* in Box 1:

- Other items of church income (including taxable fringe benefits omitted from your *Form W-2*)
- Fees you receive for weddings, baptisms, funerals, etc.
- Self-employment earnings from outside businesses
- Annual rental value of a parsonage, including utilities paid by the church (unless you are retired)
- A housing allowance (unless you are retired)
- Business expense reimbursements paid under a non-accountable plan
- The value of meals served on the church’s premises for the convenience of the employer
- Any amount a church pays toward your income tax or SECA tax

And then deduct the following:

- Most income tax exclusions other than housing allowance, parsonage value, meals or lodging furnished for the employer’s convenience, and the foreign earned income exclusion
- Salary reduction contributions (elective deferrals) to a TSA plan (section 403(b) retirement plan), if included in your gross income above
- Pension payments or retirement allowances you receive for your past ministerial services if included in your gross income above
- Unreimbursed employee business expenses
- Business expenses that were not deducted on *Schedule C* due to the allocation of a portion of the business expenses to the tax-free housing allowance pursuant to the requirements of IRC section 265(a)(1), better known as the “Deason Rule”.

Step 2: Part I (Line 4)

Ministers (and other taxpayers who are self-employed for Social Security) can reduce their taxable earnings by 7.65%, which is half of the FICA taxes paid by employers and employees. To do this, multiply net earnings from self-employment times 0.9235 on Line 4. SECA taxes are paid on the reduced amount.

Step 3: Part I (Line 12)

SECA taxes for 2023 are totaled on this line. The self-employment tax rate for 2023 is 15.3%, which consists of the following two components:

1. An old-age, survivor and disability (Social Security) tax of 12.4% calculated on Line 10 and
2. A Medicare hospital insurance (HI) tax of 2.9% calculated on Line 11.

For 2023, the 2.9% Medicare tax applies to all net earnings from self-employment regardless of the amount. For 2023, the 12.4% Social Security tax applies to only the first \$160,200 of net self-employment earnings. (For 2024, the maximum earnings subject to Social Security tax is \$168,600.)

FORM 8959, ADDITIONAL MEDICARE TAX

An additional Medicare tax is calculated on the wages or self-employment income of higher-income taxpayers. A Medicare (HI) tax of an additional 0.9% on wages received in excess of certain amounts must be calculated. This additional tax applies to ministers subject to SECA taxes. Unlike other Social Security and Medicare taxes, this additional tax is on the combined wages of a taxpayer and the taxpayer's spouse, in the case of a joint return. The threshold amount is \$250,000 in the case of a joint return or surviving spouse, and \$200,000 for single persons. The \$250,000 and \$200,000 amounts are not adjusted for inflation and remain the same for 2024.

Ministers who are a part of a two-earner family may be subject to this additional tax and should plan accordingly. Each working spouse may have wages and self-employment income of less than \$250,000, but when added together, the total exceeds the threshold. This additional tax should be considered in preparing estimated tax payments or withholding instructions.

PART 4: COMPREHENSIVE EXAMPLES AND SAMPLE FORMS

EXAMPLE ONE: ACTIVE MINISTER

Rev. John Michaels is the minister of First Baptist Church. He is married and has one child. The child is considered a qualifying child for the Child Tax Credit. Mrs. Michaels is not employed outside the home. Rev. Michaels is a common-law employee of the church, and he has not applied for an exemption from self-employment tax. The church paid Rev. Michaels a salary of \$45,000. In addition, as a self-employed person, he earned \$4,000 during the year for weddings, baptisms, and honoraria. He made estimated tax payments during the year totaling \$12,000. He taught a course at the local community college, for which he was paid \$5,000. Rev. Michaels owns a home next to the church. He makes a \$1,125 per month mortgage payment of principal and interest only. His utility bills and other housing-related expenses for the year totaled \$1,450, and the real estate taxes on his home amounted to \$1,750 for the year. The church paid him \$1,400 per month as his housing allowance. The home's fair rental value is \$1,380 per month (furnished, plus utilities). Additionally, Rev. Michaels made cash charitable contributions of \$6,000 to section 501(c)(3) public charities in 2023.

The parts of Rev. and Mrs. Michaels' income tax return are explained in the order they are completed. They are illustrated in the order that Rev. Michaels will assemble the return to send it to the IRS.

Form W-2 from Church

The church completed *Form W-2* for Rev. Michaels as follows:

Box 1. The church entered Rev. Michaels' \$45,000 salary.

Box 2. The church left this box blank because Rev. Michaels did not request federal income tax withholding.

Boxes 3–6. Rev. Michaels is considered a self-employed person for purposes of FICA tax withholding, so the church left these boxes blank.

Box 14. The church entered Rev. Michaels' total housing allowance for the year and identified it.

TurboTax® Tips: Listed below are tips for ministers who use TurboTax to complete their returns. We have listed our recommended responses to some of the questions asked by the software when entering your *Form W-2* from your church. These tips should not be construed as an endorsement or recommendation of the TurboTax software.

1. "Let's check for uncommon situations."

Check the box that says "**Religious employment**".

2. "Let's dig in to your religious employment."

Please note that ministers fall under the category of clergy employment.

3. "OK, tell us about your clergy housing." TurboTax then asks for the parsonage or housing allowance, as well as the amount of qualifying expenses.

The amount you should enter for qualifying expenses is the lesser of your actual housing expenses, the annual fair rental value of your home (furnished, plus utilities), or the amount of your pay that was designated as ministerial housing allowance by your church.

4. "Now tell us about your clergy self-employment taxes."

Please note that self-employment tax should be paid on wages and housing allowance. See *Schedule SE* TurboTax Tip for additional information.

Form W-2 from College

The community college gave Rev. Michaels a *Form W-2* that showed the following:

Box 1. The college entered Rev. Michaels' \$5,000 salary.

Box 2. The college withheld \$400 in federal income tax on Rev. Michaels' behalf.

Boxes 3 and 5. As an employee of the college, Rev. Michaels is subject to FICA tax withholding on his full salary from the college.

Box 4. The college withheld \$310 in Social Security taxes.

Box 6. The college withheld \$72.50 in Medicare taxes.

Schedule C (Form 1040)

Note: For tax years 2019 and later, the IRS announced that it will not be issuing the *Schedule C-EZ*. Therefore, *Schedule C* will be used.

Some of Rev. Michaels' entries on *Schedule C* are explained here.

Line 1. Rev. Michaels reports the \$4,000 from weddings, baptisms, and honoraria.

Lines 2–7. Rev. Michaels fills out these lines to report his gross

income reported on Line 7. Rev. Michaels did not have any returns or allowances, cost of goods sold, or other income for the year. Therefore, the amount reported on Line 7 is \$4,000.

Lines 8–27a. Rev. Michaels reports his expenses related to the Line 1 amount. The total consisted of \$87 for marriage and family booklets and \$251 for 383 miles of business use of his car, mainly in connection with honoraria. Rev. Michaels used the standard mileage rate to figure his car expense. He multiplied the 2023 standard mileage rate of 65.5 cents by the 383 miles driven during the year. He calculated total mileage expenses of \$251. These expenses total \$338 (\$251 + \$87).

Line 9. Rev. Michaels reports his car expenses on this line. However, he cannot deduct the part of his expenses allocable to his tax-free housing allowance. He attaches *Attachment 1* (shown later) to his return, showing that 25% (or \$63) of his car expenses are not deductible because they are allocable to that tax-free allowance. He subtracts the \$63 from the \$251 and enters the \$188 difference on Line 9. Rev. Michaels also reports information regarding his vehicle in Part IV.

Line 27a. Rev. Michaels reports \$87 for marriage and family booklets. However, he cannot deduct the part of his expenses allocable to his tax-free housing allowance. He attaches a statement, *Attachment 1* (shown later), to his return showing that 25% (or \$22) of his expenses are not deductible because they are allocable to that tax-free allowance. He subtracts the \$22 from the \$87 and enters the \$65 difference on Line 27a. He also reports a description of the expense in Part V.

Line 28. Rev. Michaels enters his total expenses, less the 25% allocable to his tax-free housing allowance (\$188 + \$65) on Line 28.

Lines 29–31. He enters his tentative profit of \$3,747 reported on Line 29, less any expenses for the business use of his home on Line 31. Rev. Michaels did not have any expenses for business use of his home; therefore, his net profit is \$3,747. Net profit on *Schedule C* is also reported on *Schedule 1 (Form 1040)*, Line 3.

Lines 43–47b. Rev. Michaels fills out these lines to report information about his car.

Line 48. Rev. Michaels reports the total other expenses included on Line 27a.

TurboTax Tip: TurboTax does not appear to calculate the non-deductible portion of the expenses which should be allocated to the tax-free portion of the housing allowance. The taxpayer will need to adjust the other expenses and input the non-deductible figure as a negative into the software.

Schedule SE (Form 1040)

After Rev. Michaels prepares *Schedule C*, he fills out *Schedule SE (Form 1040)*. Rev. Michaels is a minister, so his salary from the church is not considered church employee income. Additionally, Rev. Michaels did not apply for an exemption from self-employment tax by filing *Form 4361* and, therefore, leaves the first box on *Schedule SE* unchecked. He fills out the following lines in Part I.

Line 2. Rev. Michaels attaches a statement (*Attachment 2*, shown later) that explains how he figures the amount (\$63,826) he enters here. The calculation in *Attachment 2* includes unreimbursed business expenses from his work for the church. Although unreimbursed business expenses are clearly no longer deductible on *Schedule A* as itemized deductions for federal income tax purposes, these expenses are still deductible by ministers for self-employment tax purposes. Rev. Michaels' records show that he drove 2,163 miles during the year. He multiplies the miles driven by the mileage rate of 65.5 cents per mile. The result is \$1,417. Additionally, Rev. Michaels paid for \$219 of professional publications and booklets in connection with his work for the church. The total unreimbursed business expenses are \$1,636. After including the \$85 of *Schedule C* expenses allocable to tax-free income, the total deductions against self-employment income are \$1,721.

Lines 4a–6. He multiplies \$63,826 by 0.9235 to get his net earnings from self-employment (\$58,943). This amount is then carried through to Line 6 since Rev. Michaels does not have any other adjustments.

Lines 8a–8d. Rev. Michaels enters the amount from Box 3 on his *Form W-2* issued by the college on Lines 8a and 8d since he had no amounts to be reported on Lines 8b or 8c.

Line 10. The amount on Line 6 is less than \$160,200, so Rev. Michaels multiplies the amount on Line 6 (\$58,943) by 0.124 to get the Social Security portion of the self-employment tax of \$7,309.

Line 11. He multiplies the amount on line 6 by 0.029 to calculate the Medicare portion of the self-employment tax of \$1,709.

Line 12. He adds the Social Security tax from Line 10 and the Medicare tax on line 11 to determine his total self-employment tax of \$9,018. Rev. Michaels enters that amount here and on *Schedule 2 (Form 1040)*, Lines 4 and 21.

Line 13. Rev. Michaels multiplies the amount on Line 12 by 0.50 to get his deduction for the employer-equivalent portion of self-employment tax of \$4,509. He enters that amount here and on *Schedule 1 (Form 1040)*, Lines 15 and 26.

TurboTax Tip: The software asks about self-employment tax on clergy wages. The taxpayer should check the box to pay self-employment tax on wages and housing allowance (assuming, as shown in this example, that the minister has not applied for exemption from the self-employment tax). Please note that the software does not appear to automatically reduce self-employment wages by the business expenses allocated to tax-free income. The taxpayer will need to adjust net self-employment income (as shown in *Attachment 2*) and input the reduced figure into the software. This can be done by going into the “Business Taxes” section and selecting “Self-Employment Tax”. Choose “Make Adjustments” and enter in the “Ministerial Business Expenses” item the additional expenses that were not deducted elsewhere on the return (\$1,721 in this example – see *Attachment 2*). If the “Ministerial Business Expenses” adjustment does not automatically populate in the software, the taxpayer can use the *Schedule SE Adjustment Worksheet* by navigating to the “Forms” mode within the TurboTax desktop version to input the clergy business deductions and related explanation.

Form 1040, Lines 1a–18, and Schedule 1 (Form 1040)

Before Rev. Michaels can prepare *Form 8995* to compute the Qualified Business Income (QBI) Deduction for 2023 and *Schedule 8812* to compute the Child Tax Credit for 2023, Rev. Michaels must complete certain parts of the *Form 1040*.

He fills out *Form 1040*, along with *Schedules 1–3*, to the extent required. He files a joint return with his wife. First, he fills out *Form 1040*, Page 1 and completes the appropriate lines for his filing status and exemptions. Then, he fills out the rest of the forms as follows:

Form 1040, Line 1a. Rev. Michaels reports \$50,000. This amount is the total of the amounts reported in Box 1 of his *Forms W-2* (\$45,000 from the church and \$5,000 from the college).

Form 1040, Line 1h. The \$240 excess housing allowance (the excess of the amount designated and paid to Rev. Michaels as a housing allowance over the lesser of his actual expenses or the fair rental value of his home, including furnishings and utilities) should be reported on Line 1h, Other earned income.

Form 1040, Line 1z. Rev. Michaels adds the amounts reported on Line 1a and Line 1h and enters \$50,240 on Line 1z.

Schedule 1 (Form 1040), Line 3. He reports his net profit of \$3,747 from *Schedule C*, Line 31. Since no other amounts are reported on *Schedule 1* (Form 1040), Lines 1–8, he also reports this amount on Line 10 and carries the figure to *Form 1040*, Line 8.

Form 1040, Line 9. Rev. Michaels adds *Form 1040*, Line 1z, and the amount reported on *Form 1040*, Line 8, and enters the total (\$53,987) on Line 9.

Form 1040, Line 10. Because Rev. Michaels has reported deductible self-employment tax on *Schedule 1*, (Form 1040) Line 15, Rev. Michaels completes the remainder of Part II of *Schedule 1*. Since there are no other amounts listed on Lines 11–25, Rev. Michaels reports \$4,509 on Line 26 and enters this amount on *Form 1040*, Line 10.

Form 1040, Line 11. Rev. Michaels subtracts the amount reported on *Form 1040*, Line 10 from the amount reported on *Form 1040*, Line 9 and enters the total (\$49,478) on *Form 1040*, Line 11.

Form 1040, Line 12. He enters the standard deduction for taxpayers filing MFJ (\$27,700) since this is greater than Rev. Michaels’ potential 2023 itemized deductions.

Form 1040, Line 13. Rev. Michaels adds the QBI deduction on *Form 8995*, Line 15 (*Form 8995* is prepared below), and enters the total (\$696) on Line 13.

Form 1040, Line 14. Rev. Michaels adds the amounts on *Form 1040*, Line 12 and Line 13, and enters the total (\$28,396) on Line 14.

Form 1040, Line 15. Rev. Michaels subtracts Line 14 from Line 11. This amount is taxable income.

Form 1040, Page 2, Lines 16 and 18. Rev. Michaels uses the tax tables in the 2023 *Form 1040* instructions to determine his applicable tax and enters the amount (\$2,108) on the space provided on Lines 16 and 18.

Rev. Michaels now completes *Form 8995* and *Schedule 8812* before completing the remainder of *Form 1040*.

Qualified Business Income Deduction (Form 8995)

Ministers who have net profit reported on Schedule C for ministerial services and who have 2023 taxable income of less than \$182,100 (\$364,200 if MFJ) before the application of a QBI deduction may be eligible for the QBI deduction.

After Rev. Michaels prepares *Schedule SE* and portions of *Form 1040*, he fills out *Form 8995*.

Line 1i. In Columns (a) and (b), Rev. Michaels enters the information regarding his ministerial income. In Column (c), Rev. Michaels reports the net profit or loss from *Schedule C*, Line 31 (\$3,747) less the portion of the deduction for self-employment taxes allocable to this net profit ($\$3,747 * 0.9235 * 0.153 * 0.5 = \265) which results in \$3,482 on Line 1i, Column (c). Since there are no other amounts listed on Lines 1ii–1v, he also reports the amount on Line 2.

Line 4. Rev. Michaels adds the total QBI or loss reported on Line 2 (\$3,482) to any qualified business net losses carried forward from the prior year. Since there are no qualified business net losses carried forward from the prior year, he enters the amount on Line 4.

Line 5. Rev. Michaels multiplies Line 4 by 0.2 (or 20%) and enters the resulting amount (\$696) on Line 5. Since there are no other amounts reported on Lines 6–9, he also reports this amount on Line 10.

Line 11. Rev. Michaels adds the total taxable income before the QBI deduction (\$21,778) on Line 11. This amount is equal to *Form 1040*, Line 11 (\$49,478) less *Form 1040*, Line 12 (\$27,700). Since there is no amount reported on Line 12, he also reports this amount on Line 13.

Line 15. Rev. Michaels multiplies Line 13 by 0.2 (or 20%) (\$4,356), which he reports on Line 14. He then reports the lesser of Line 10 or Line 14 on Line 15 (\$696). Rev. Michaels also enters this amount on *Form 1040*, Line 13.

Lines 16 and 17. Rev. Michaels enters \$0 on Line 16 — since Line 2 plus Line 3 is greater than zero — and enters \$0 on Line 17 since Lines 6 and 7 were \$0.

Credits for Qualifying Children and Other Dependents (*Schedule 8812*)

Rev. Michaels prepares *Schedule 8812* to calculate the amount of the Child Tax Credit for 2023.

Lines 1–3. Rev. Michaels enters the amount from *Form 1040*, Line 11 on Lines 1 and 3, since he does not have any amounts to report on Lines 2a–2d.

Line 4. Rev. Michaels enters “1” at Line 4 since the Michaels household had one qualifying child under the age of 17 at the end of 2023. Line 4 is multiplied by \$2,000, and \$2,000 is entered on Lines 5 and 8 (since the Michaels household did not have any other dependents to enter on Line 6).

Line 9. Rev. Michaels enters \$400,000 since his filing status is MFJ.

Lines 10 and 11. Rev. Michaels enters \$0 because Line 3 (\$49,478) less Line 9 (\$400,000) is less than \$0.

Line 12. Rev. Michaels enters \$2,000 (Line 8 less Line 11).

Line 13. Rev. Michaels refers to the *Credit Limit Worksheet A* in the *Schedule 8812* instructions and enters \$2,108 on Line 13.

Line 14. Rev. Michaels enters \$2,000, the smaller of Lines 12 or 13. Rev. Michaels also enters \$2,000 on *Form 1040*, Line 19.

Line 16a. Rev. Michaels enters \$0 on Line 16a because Line 12 less Line 14 is \$0. As directed by Line 16a, Rev. Michaels skips the remainder of the form and enters \$0 on Line 27.

Form 1040, Lines 19–28 and *Schedule 2 (Form 1040)*

After Rev. Michaels prepares the above schedules, he completes the remainder of *Form 1040*.

***Form 1040*, Page 2, Line 19.** The Michaels household can take the Child Tax Credit for their daughter, Jennifer. Jennifer is under the age of 17 at the end of 2023. Rev. Michaels determined the credit by completing *Schedule 8812*.

***Form 1040*, Page 2, Line 23 and *Schedule 2 (Form 1040)*.** Rev. Michaels completes *Schedule 2 (Form 1040)*. Since the only amount reported on *Schedule 2 (Form 1040)* is his self-employment tax from *Schedule SE*, he reports the amount (\$9,018) on *Schedule 2 (Form 1040)* Lines 4 and 21, and on *Form 1040*, Page 2, Line 23.

***Form 1040*, Page 2, Line 24.** He adds the amount reported on Line 22 and the self-employment taxes reported on Line 23. This represents his total tax obligation.


***Form 1040*, Page 2, Lines 25a and 25d.** He enters the federal income tax shown in Box 2 of his *Form W-2* from the college. (No amount was reported in Box 2 of his *Form W-2* from the church.)

***Form 1040*, Page 2, Line 26.** Rev. Michaels enters the \$12,000 estimated tax payments he made for the year on Line 26.

***Form 1040*, Page 2, Lines 27–32.** Rev. Michaels completes the *Earned Income Tax Credit (EITC) Worksheet* in the *Form 1040* instructions and determines that he does not qualify for the EITC. Accordingly, Rev. Michaels does not enter any amount on Line 27. Instead, he writes “No” on the dotted line next to Line 27. He also does not enter any amounts on Lines 28–32.

***Form 1040*, Page 2, Line 33.** Rev. Michaels adds the amount reported on Line 25d and Line 26 to show the total tax payments made on Line 33 (\$12,400).

***Form 1040*, Page 2, Lines 34 and 36.** Rev. Michaels totals his overpayment by subtracting Line 24 from Line 33 (\$3,274). Rev. Michaels enters \$3,274 on Line 36 because he has chosen to apply the refund to his 2024 estimated tax payments.

		a Employee's social security number 011-00-1111		OMB No. 1545-0008		Safe, accurate, FAST! Use				Visit the IRS website at www.irs.gov/efile	
b Employer identification number (EIN) 00-0246810				1 Wages, tips, other compensation 45000.00		2 Federal income tax withheld					
c Employer's name, address, and ZIP code First Baptist Church 1042 Main Street Hometown, Texas 77099				3 Social security wages		4 Social security tax withheld					
				5 Medicare wages and tips		6 Medicare tax withheld					
				7 Social security tips		8 Allocated tips					
d Control number				9		10 Dependent care benefits					
e Employee's first name and initial		Last name		Suff.		11 Nonqualified plans		12a See instructions for box 12			
John E. Michaels 1040 Main Street Hometown, Texas 77099		f Employee's address and ZIP code		13 Statutory employee <input type="checkbox"/> Retirement plan <input type="checkbox"/> Third-party sick pay <input type="checkbox"/>		12b					
				14 Other		12c					
				Housing Allowance 16800.00		12d					
15 State Employer's state ID number		16 State wages, tips, etc.		17 State income tax		18 Local wages, tips, etc.		19 Local income tax		20 Locality name	


Form **W-2** Wage and Tax Statement

2023

Department of the Treasury—Internal Revenue Service

Copy B—To Be Filed With Employee's FEDERAL Tax Return.
This information is being furnished to the Internal Revenue Service.

SAMPLE

		a Employee's social security number 011-00-1111		OMB No. 1545-0008		Safe, accurate, FAST! Use				Visit the IRS website at www.irs.gov/efile	
b Employer identification number (EIN) 00-1357913				1 Wages, tips, other compensation 5000.00		2 Federal income tax withheld 400.00					
c Employer's name, address, and ZIP code Hometown College 40 Honor Road Hometown, Texas 77099				3 Social security wages 5000.00		4 Social security tax withheld 310.00					
				5 Medicare wages and tips 5000.00		6 Medicare tax withheld 72.50					
				7 Social security tips		8 Allocated tips					
d Control number				9		10 Dependent care benefits					
e Employee's first name and initial		Last name		Suff.		11 Nonqualified plans		12a See instructions for box 12			
John E. Michaels 1040 Main Street Hometown, Texas 77099		f Employee's address and ZIP code				13 Statutory employee Retirement plan Third-party sick pay <input type="checkbox"/> <input type="checkbox"/> <input type="checkbox"/>		12b			
						14 Other		12c			
								12d			
15 State Employer's state ID number		16 State wages, tips, etc.		17 State income tax		18 Local wages, tips, etc.		19 Local income tax		20 Locality name	

Form **W-2** Wage and Tax Statement

2023

Department of the Treasury—Internal Revenue Service

Copy B—To Be Filed With Employee's FEDERAL Tax Return.
This information is being furnished to the Internal Revenue Service.

SAMPLE

For the year Jan. 1–Dec. 31, 2023, or other tax year beginning _____, 2023, ending _____, 20

See separate instructions.

Your first name and middle initial: John E; Last name: Michaels; Your social security number: 011 00 1111

If joint return, spouse's first name and middle initial: Susan R; Last name: Michaels; Spouse's social security number: 011 00 2222

Home address (number and street): 1040 Main Street; Apt. no.:

City, town, or post office: Hometown; State: TX; ZIP code: 77099

Foreign country name, Foreign province/state/county, Foreign postal code

Presidential Election Campaign: Check here if you, or your spouse if filing jointly, want \$3 to go to this fund. Checking a box below will not change your tax or refund. [] You [] Spouse

Filing Status: [] Single, [x] Married filing jointly (even if only one had income), [] Married filing separately (MFS), [] Head of household (HOH), [] Qualifying surviving spouse (QSS). If you checked the MFS box, enter the name of your spouse. If you checked the HOH or QSS box, enter the child's name if the qualifying person is a child but not your dependent:

Digital Assets: At any time during 2023, did you: (a) receive (as a reward, award, or payment for property or services); or (b) sell, exchange, or otherwise dispose of a digital asset (or a financial interest in a digital asset)? (See instructions.) [] Yes [x] No

Standard Deduction: Someone can claim: [] You as a dependent, [] Your spouse as a dependent, [] Spouse itemizes on a separate return or you were a dual-status alien

Age/Blindness: You: [] Were born before January 2, 1959, [] Are blind; Spouse: [] Was born before January 2, 1959, [] Is blind

Table with 5 columns: (1) First name, Last name, (2) Social security number, (3) Relationship to you, (4) Check the box if qualifies for (see instructions): Child tax credit, Credit for other dependents. Row 1: Jennifer Michaels, 011 00 3333, Daughter, [x] Child tax credit, [] Credit for other dependents.

Income table with columns: Line number, Description, Amount. Line 1a: Total amount from Form(s) W-2, box 1 (see instructions) 50,000. Line 1h: Other earned income (see instructions) 240. Line 1z: Add lines 1a through 1h 50,240.

Table with columns: Line number, Description, Amount. Line 2a: Tax-exempt interest. Line 2b: Taxable interest. Line 3a: Qualified dividends. Line 3b: Ordinary dividends. Line 4a: IRA distributions. Line 4b: Taxable amount. Line 5a: Pensions and annuities. Line 5b: Taxable amount. Line 6a: Social security benefits. Line 6b: Taxable amount.

Table with columns: Line number, Description, Amount. Line 7: Capital gain or (loss). Attach Schedule D if required. If not required, check here. Line 8: Additional income from Schedule 1, line 10 3,747. Line 9: Add lines 1z, 2b, 3b, 4b, 5b, 6b, 7, and 8. This is your total income 53,987. Line 10: Adjustments to income from Schedule 1, line 26 4,509. Line 11: Subtract line 10 from line 9. This is your adjusted gross income 49,478. Line 12: Standard deduction or itemized deductions (from Schedule A) 27,700. Line 13: Qualified business income deduction from Form 8995 or Form 8995-A 696. Line 14: Add lines 12 and 13 28,396. Line 15: Subtract line 14 from line 11. If zero or less, enter -0-. This is your taxable income 21,082.

Tax and Credits	16	Tax (see instructions). Check if any from Form(s): 1 <input type="checkbox"/> 8814 2 <input type="checkbox"/> 4972 3 <input type="checkbox"/> _____	16	2,108
	17	Amount from Schedule 2, line 3	17	
	18	Add lines 16 and 17	18	2,108
	19	Child tax credit or credit for other dependents from Schedule 8812	19	2,000
	20	Amount from Schedule 3, line 8	20	
	21	Add lines 19 and 20	21	2,000
	22	Subtract line 21 from line 18. If zero or less, enter -0-	22	108
	23	Other taxes, including self-employment tax, from Schedule 2, line 21	23	9,018
	24	Add lines 22 and 23. This is your total tax	24	9,126
Payments	25	Federal income tax withheld from:		
	a	Form(s) W-2	25a	400
	b	Form(s) 1099	25b	
	c	Other forms (see instructions)	25c	
	d	Add lines 25a through 25c	25d	400
	26	2023 estimated tax payments and amount applied from 2022 return	26	12,000
	27	Earned income credit (EIC)	27	
	28	Additional child tax credit from Schedule 8812	28	
	29	American opportunity credit from Form 8863, line 8	29	
	30	Reserved for future use	30	
	31	Amount from Schedule 3, line 15	31	
	32	Add lines 27, 28, 29, and 31. These are your total other payments and refundable credits	32	
33	Add lines 25d, 26, and 32. These are your total payments	33	12,400	
Refund	34	If line 33 is more than line 24, subtract line 24 from line 33. This is the amount you overpaid	34	3,274
	35a	Amount of line 34 you want refunded to you . If Form 8888 is attached, check here <input type="checkbox"/>	35a	
	b	Routing number _____	c	Type: <input type="checkbox"/> Checking <input type="checkbox"/> Savings
	d	Account number _____		
	36	Amount of line 34 you want applied to your 2024 estimated tax	36	3,274
Amount You Owe	37	Subtract line 33 from line 24. This is the amount you owe . For details on how to pay, go to www.irs.gov/Payments or see instructions	37	
	38	Estimated tax penalty (see instructions)	38	

If you have a qualifying child, attach Sch. EIC.

Third Party Designee Do you want to allow another person to discuss this return with the IRS? See instructions **Yes.** Complete below. **No**

Designee's name _____ Phone no. _____ Personal identification number (PIN) _____

Sign Here Under penalties of perjury, I declare that I have examined this return and accompanying schedules and statements, and to the best of my knowledge and belief, they are true, correct, and complete. Declaration of preparer (other than taxpayer) is based on all information of which preparer has any knowledge.

Your signature <i>John Michaels</i>	Date 3/15/24	Your occupation Minister	If the IRS sent you an Identity Protection PIN, enter it here (see inst.) _____
Spouse's signature. If a joint return, both must sign. <i>Susan Michaels</i>	Date 3/15/24	Spouse's occupation Homemaker	If the IRS sent your spouse an Identity Protection PIN, enter it here (see inst.) _____
Phone no. _____	Email address _____		

Paid Preparer Use Only

Preparer's name	Preparer's signature	Date	PTIN	Check if: <input type="checkbox"/> Self-employed
Firm's name	Firm's address			Phone no.
Firm's EIN				

SCHEDULE 1
(Form 1040)

Department of the Treasury
Internal Revenue Service

Additional Income and Adjustments to Income

Attach to Form 1040, 1040-SR, or 1040-NR.

Go to www.irs.gov/Form1040 for instructions and the latest information.

OMB No. 1545-0074

2023

Attachment
Sequence No. **01**

Name(s) shown on Form 1040, 1040-SR, or 1040-NR

John E & Susan R Michaels

Your social security number

011-00-1111

Part I Additional Income

1	Taxable refunds, credits, or offsets of state and local income taxes	1	
2a	Alimony received	2a	
b	Date of original divorce or separation agreement (see instructions):		
3	Business income or (loss). Attach Schedule C	3	3,747
4	Other gains or (losses). Attach Form 4797	4	
5	Rental real estate, royalties, partnerships, S corporations, trusts, etc. Attach Schedule E	5	
6	Farm income or (loss). Attach Schedule F	6	
7	Unemployment compensation	7	
8	Other income:		
a	Net operating loss	8a	()
b	Gambling	8b	
c	Cancellation of debt	8c	
d	Foreign earned income exclusion from Form 2555	8d	()
e	Income from Form 8853	8e	
f	Income from Form 8889	8f	
g	Alaska Permanent Fund dividends	8g	
h	Jury duty pay	8h	
i	Prizes and awards	8i	
j	Activity not engaged in for profit income	8j	
k	Stock options	8k	
l	Income from the rental of personal property if you engaged in the rental for profit but were not in the business of renting such property	8l	
m	Olympic and Paralympic medals and USOC prize money (see instructions)	8m	
n	Section 951(a) inclusion (see instructions)	8n	
o	Section 951A(a) inclusion (see instructions)	8o	
p	Section 461(l) excess business loss adjustment	8p	
q	Taxable distributions from an ABL account (see instructions)	8q	
r	Scholarship and fellowship grants not reported on Form W-2	8r	
s	Nontaxable amount of Medicaid waiver payments included on Form 1040, line 1a or 1d	8s	()
t	Pension or annuity from a nonqualified deferred compensation plan or a nongovernmental section 457 plan	8t	
u	Wages earned while incarcerated	8u	
z	Other income. List type and amount:	8z	
9	Total other income. Add lines 8a through 8z	9	
10	Combine lines 1 through 7 and 9. This is your additional income . Enter here and on Form 1040, 1040-SR, or 1040-NR, line 8	10	3,747

For Paperwork Reduction Act Notice, see your tax return instructions.

Cat. No. 71479F

Schedule 1 (Form 1040) 2023

Part II Adjustments to Income

11	Educator expenses	11	
12	Certain business expenses of reservists, performing artists, and fee-basis government officials. Attach Form 2106	12	
13	Health savings account deduction. Attach Form 8889	13	
14	Moving expenses for members of the Armed Forces. Attach Form 3903	14	
15	Deductible part of self-employment tax. Attach Schedule SE	15	4,509
16	Self-employed SEP, SIMPLE, and qualified plans	16	
17	Self-employed health insurance deduction	17	
18	Penalty on early withdrawal of savings	18	
19a	Alimony paid	19a	
b	Recipient's SSN		
c	Date of original divorce or separation agreement (see instructions):		
20	IRA deduction	20	
21	Student loan interest deduction	21	
22	Reserved for future use	22	
23	Archer MSA deduction	23	
24	Other adjustments:		
a	Jury duty pay (see instructions)	24a	
b	Deductible expenses related to income reported on line 8l from the rental of personal property engaged in for profit	24b	
c	Nontaxable amount of the value of Olympic and Paralympic medals and USOC prize money reported on line 8m	24c	
d	Reforestation amortization and expenses	24d	
e	Repayment of supplemental unemployment benefits under the Trade Act of 1974	24e	
f	Contributions to section 501(c)(18)(D) pension plans	24f	
g	Contributions by certain chaplains to section 403(b) plans	24g	
h	Attorney fees and court costs for actions involving certain unlawful discrimination claims (see instructions)	24h	
i	Attorney fees and court costs you paid in connection with an award from the IRS for information you provided that helped the IRS detect tax law violations	24i	
j	Housing deduction from Form 2555	24j	
k	Excess deductions of section 67(e) expenses from Schedule K-1 (Form 1041)	24k	
z	Other adjustments. List type and amount: _____	24z	
25	Total other adjustments. Add lines 24a through 24z	25	
26	Add lines 11 through 23 and 25. These are your adjustments to income . Enter here and on Form 1040, 1040-SR, or 1040-NR, line 10	26	4,509

**SCHEDULE 2
(Form 1040)**

Department of the Treasury
Internal Revenue Service

Additional Taxes

Attach to Form 1040, 1040-SR, or 1040-NR.
Go to www.irs.gov/Form1040 for instructions and the latest information.

OMB No. 1545-0074

2023

Attachment
Sequence No. **02**

Name(s) shown on Form 1040, 1040-SR, or 1040-NR

John E & Susan R Michaels

Your social security number

011-00-1111

Part I Tax

1	Alternative minimum tax. Attach Form 6251	1
2	Excess advance premium tax credit repayment. Attach Form 8962	2
3	Add lines 1 and 2. Enter here and on Form 1040, 1040-SR, or 1040-NR, line 17	3

Part II Other Taxes

4	Self-employment tax. Attach Schedule SE	4	9,018
5	Social security and Medicare tax on unreported tip income. Attach Form 4137	5	
6	Uncollected social security and Medicare tax on wages. Attach Form 8919	6	
7	Total additional social security and Medicare tax. Add lines 5 and 6	7	
8	Additional tax on IRAs or other tax-favored accounts. Attach Form 5329 if required. If not required, check here <input type="checkbox"/>	8	
9	Household employment taxes. Attach Schedule H	9	
10	Repayment of first-time homebuyer credit. Attach Form 5405 if required	10	
11	Additional Medicare Tax. Attach Form 8959	11	
12	Net investment income tax. Attach Form 8960	12	
13	Uncollected social security and Medicare or RRTA tax on tips or group-term life insurance from Form W-2, box 12	13	
14	Interest on tax due on installment income from the sale of certain residential lots and timeshares	14	
15	Interest on the deferred tax on gain from certain installment sales with a sales price over \$150,000	15	
16	Recapture of low-income housing credit. Attach Form 8611	16	

(continued on page 2)

For Paperwork Reduction Act Notice, see your tax return instructions.

Cat. No. 71478U

Schedule 2 (Form 1040) 2023

Part II Other Taxes *(continued)*

17	Other additional taxes:		
	a Recapture of other credits. List type, form number, and amount:		
	_____	17a	
	b Recapture of federal mortgage subsidy, if you sold your home see instructions	17b	
	c Additional tax on HSA distributions. Attach Form 8889	17c	
	d Additional tax on an HSA because you didn't remain an eligible individual. Attach Form 8889	17d	
	e Additional tax on Archer MSA distributions. Attach Form 8853	17e	
	f Additional tax on Medicare Advantage MSA distributions. Attach Form 8853	17f	
	g Recapture of a charitable contribution deduction related to a fractional interest in tangible personal property	17g	
	h Income you received from a nonqualified deferred compensation plan that fails to meet the requirements of section 409A	17h	
	i Compensation you received from a nonqualified deferred compensation plan described in section 457A	17i	
	j Section 72(m)(5) excess benefits tax	17j	
	k Golden parachute payments	17k	
	l Tax on accumulation distribution of trusts	17l	
	m Excise tax on insider stock compensation from an expatriated corporation	17m	
	n Look-back interest under section 167(g) or 460(b) from Form 8697 or 8866	17n	
	o Tax on non-effectively connected income for any part of the year you were a nonresident alien from Form 1040-NR	17o	
	p Any interest from Form 8621, line 16f, relating to distributions from, and dispositions of, stock of a section 1291 fund	17p	
	q Any interest from Form 8621, line 24	17q	
	z Any other taxes. List type and amount: _____	17z	
18	Total additional taxes. Add lines 17a through 17z		18
19	Reserved for future use		19
20	Section 965 net tax liability installment from Form 965-A	20	
21	Add lines 4, 7 through 16, and 18. These are your total other taxes . Enter here and on Form 1040 or 1040-SR, line 23, or Form 1040-NR, line 23b		21

**SCHEDULE C
(Form 1040)**

**Profit or Loss From Business
(Sole Proprietorship)**

OMB No. 1545-0074

2023

Department of the Treasury
Internal Revenue Service

**Attach to Form 1040, 1040-SR, 1040-SS, 1040-NR, or 1041; partnerships must generally file Form 1065.
Go to www.irs.gov/ScheduleC for instructions and the latest information.**

Attachment
Sequence No. **09**

Name of proprietor John E Michaels		Social security number (SSN) 011-00-1111
A Principal business or profession, including product or service (see instructions) Minister		B Enter code from instructions 8 1 3 0 0 0
C Business name. If no separate business name, leave blank.		D Employer ID number (EIN) (see instr.)
E Business address (including suite or room no.) 1040 Main Street City, town or post office, state, and ZIP code Hometown, TX 77099		
F Accounting method: (1) <input checked="" type="checkbox"/> Cash (2) <input type="checkbox"/> Accrual (3) <input type="checkbox"/> Other (specify) _____		
G Did you "materially participate" in the operation of this business during 2023? If "No," see instructions for limit on losses		<input checked="" type="checkbox"/> Yes <input type="checkbox"/> No
H If you started or acquired this business during 2023, check here		<input type="checkbox"/>
I Did you make any payments in 2023 that would require you to file Form(s) 1099? See instructions		<input type="checkbox"/> Yes <input checked="" type="checkbox"/> No
J If "Yes," did you or will you file required Form(s) 1099?		<input type="checkbox"/> Yes <input type="checkbox"/> No

Part I Income

1 Gross receipts or sales. See instructions for line 1 and check the box if this income was reported to you on Form W-2 and the "Statutory employee" box on that form was checked <input type="checkbox"/>	1	4,000
2 Returns and allowances	2	
3 Subtract line 2 from line 1	3	4,000
4 Cost of goods sold (from line 42)	4	
5 Gross profit. Subtract line 4 from line 3	5	4,000
6 Other income, including federal and state gasoline or fuel tax credit or refund (see instructions)	6	
7 Gross income. Add lines 5 and 6	7	4,000

Part II Expenses. Enter expenses for business use of your home **only** on line 30.

8 Advertising	8		18 Office expense (see instructions)	18	
9 Car and truck expenses (see instructions)	9	188*	19 Pension and profit-sharing plans	19	
10 Commissions and fees	10		20 Rent or lease (see instructions):		
11 Contract labor (see instructions)	11		a Vehicles, machinery, and equipment	20a	
12 Depletion	12		b Other business property	20b	
13 Depreciation and section 179 expense deduction (not included in Part III) (see instructions)	13		21 Repairs and maintenance	21	
14 Employee benefit programs (other than on line 19)	14		22 Supplies (not included in Part III)	22	
15 Insurance (other than health)	15		23 Taxes and licenses	23	
16 Interest (see instructions):			24 Travel and meals:		
a Mortgage (paid to banks, etc.)	16a		a Travel	24a	
b Other	16b		b Deductible meals (see instructions)	24b	
17 Legal and professional services	17		25 Utilities	25	
28 Total expenses before expenses for business use of home. Add lines 8 through 27b	28		26 Wages (less employment credits)	26	
29 Tentative profit or (loss). Subtract line 28 from line 7	29	3,747	27a Other expenses (from line 48)	27a	65*
30 Expenses for business use of your home. Do not report these expenses elsewhere. Attach Form 8829 unless using the simplified method. See instructions. Simplified method filers only: Enter the total square footage of (a) your home: _____ and (b) the part of your home used for business: _____. Use the Simplified Method Worksheet in the instructions to figure the amount to enter on line 30	30		b Energy efficient commercial bldgs deduction (attach Form 7205)	27b	
31 Net profit or (loss). Subtract line 30 from line 29. • If a profit, enter on both Schedule 1 (Form 1040), line 3 , and on Schedule SE, line 2 . (If you checked the box on line 1, see instructions.) Estates and trusts, enter on Form 1041, line 3 . • If a loss, you must go to line 32.	31	3,747			
32 If you have a loss, check the box that describes your investment in this activity. See instructions. • If you checked 32a, enter the loss on both Schedule 1 (Form 1040), line 3 , and on Schedule SE, line 2 . (If you checked the box on line 1, see the line 31 instructions.) Estates and trusts, enter on Form 1041, line 3 . • If you checked 32b, you must attach Form 6198 . Your loss may be limited.					32a <input type="checkbox"/> All investment is at risk. 32b <input type="checkbox"/> Some investment is not at risk.

For Paperwork Reduction Act Notice, see the separate instructions.

Cat. No. 11334P

Schedule C (Form 1040) 2023

*See statement attached.

Part III Cost of Goods Sold (see instructions)

33 Method(s) used to value closing inventory: a Cost b Lower of cost or market c Other (attach explanation)

34 Was there any change in determining quantities, costs, or valuations between opening and closing inventory? If "Yes," attach explanation Yes No

35 Inventory at beginning of year. If different from last year's closing inventory, attach explanation **35**

36 Purchases less cost of items withdrawn for personal use **36**

37 Cost of labor. Do not include any amounts paid to yourself **37**

38 Materials and supplies **38**

39 Other costs **39**

40 Add lines 35 through 39 **40**

41 Inventory at end of year **41**

42 **Cost of goods sold.** Subtract line 41 from line 40. Enter the result here and on line 4 **42**

Part IV Information on Your Vehicle. Complete this part **only** if you are claiming car or truck expenses on line 9 and are not required to file Form 4562 for this business. See the instructions for line 13 to find out if you must file Form 4562.

43 When did you place your vehicle in service for business purposes? (month/day/year) 07 / 15 / 2013

44 Of the total number of miles you drove your vehicle during 2023, enter the number of miles you used your vehicle for:
 a Business 383 b Commuting (see instructions) 0 c Other 7,498

45 Was your vehicle available for personal use during off-duty hours? Yes No

46 Do you (or your spouse) have another vehicle available for personal use?. Yes No

47a Do you have evidence to support your deduction? Yes No

b If "Yes," is the evidence written? Yes No

Part V Other Expenses. List below business expenses not included on lines 8–26, line 27b, or line 30.

Marriage and family booklets	65

48 **Total other expenses.** Enter here and on line 27a **48** 65

**SCHEDULE SE
(Form 1040)**

Department of the Treasury
Internal Revenue Service

Self-Employment Tax

Attach to Form 1040, 1040-SR, 1040-SS, or 1040-NR.

Go to www.irs.gov/ScheduleSE for instructions and the latest information.

OMB No. 1545-0074

2023

Attachment
Sequence No. **17**

Name of person with self-employment income (as shown on Form 1040, 1040-SR, 1040-SS, or 1040-NR)

John E Michaels

Social security number of person
with self-employment income

011-00-1111

Part I Self-Employment Tax

Note: If your only income subject to self-employment tax is **church employee income**, see instructions for how to report your income and the definition of church employee income.

A If you are a minister, member of a religious order, or Christian Science practitioner **and** you filed Form 4361, but you had \$400 or more of **other** net earnings from self-employment, check here and continue with Part I

Skip lines 1a and 1b if you use the farm optional method in Part II. See instructions.

1a Net farm profit or (loss) from Schedule F, line 34, and farm partnerships, Schedule K-1 (Form 1065), box 14, code A	1a	
b If you received social security retirement or disability benefits, enter the amount of Conservation Reserve Program payments included on Schedule F, line 4b, or listed on Schedule K-1 (Form 1065), box 20, code AQ	1b ()
Skip line 2 if you use the nonfarm optional method in Part II. See instructions.		
2 Net profit or (loss) from Schedule C, line 31; and Schedule K-1 (Form 1065), box 14, code A (other than farming). See instructions for other income to report or if you are a minister or member of a religious order	2	63,826*
3 Combine lines 1a, 1b, and 2	3	63,826
4a If line 3 is more than zero, multiply line 3 by 92.35% (0.9235). Otherwise, enter amount from line 3	4a	58,943
Note: If line 4a is less than \$400 due to Conservation Reserve Program payments on line 1b, see instructions.		
b If you elect one or both of the optional methods, enter the total of lines 15 and 17 here	4b	
c Combine lines 4a and 4b. If less than \$400, stop ; you don't owe self-employment tax. Exception: If less than \$400 and you had church employee income , enter -0- and continue	4c	58,943
5a Enter your church employee income from Form W-2. See instructions for definition of church employee income	5a	
b Multiply line 5a by 92.35% (0.9235). If less than \$100, enter -0-	5b	0
6 Add lines 4c and 5b	6	58,943
7 Maximum amount of combined wages and self-employment earnings subject to social security tax or the 6.2% portion of the 7.65% railroad retirement (tier 1) tax for 2023	7	160,200
8a Total social security wages and tips (total of boxes 3 and 7 on Form(s) W-2) and railroad retirement (tier 1) compensation. If \$160,200 or more, skip lines 8b through 10, and go to line 11	8a	5,000
b Unreported tips subject to social security tax from Form 4137, line 10	8b	
c Wages subject to social security tax from Form 8919, line 10	8c	
d Add lines 8a, 8b, and 8c	8d	5,000
9 Subtract line 8d from line 7. If zero or less, enter -0- here and on line 10 and go to line 11	9	155,200
10 Multiply the smaller of line 6 or line 9 by 12.4% (0.124)	10	7,309
11 Multiply line 6 by 2.9% (0.029)	11	1,709
12 Self-employment tax. Add lines 10 and 11. Enter here and on Schedule 2 (Form 1040), line 4 , or Form 1040-SS, Part I, line 3	12	9,018
13 Deduction for one-half of self-employment tax. Multiply line 12 by 50% (0.50). Enter here and on Schedule 1 (Form 1040), line 15	13	4,509

For Paperwork Reduction Act Notice, see your tax return instructions.

Cat. No. 11358Z

Schedule SE (Form 1040) 2023

*See statement attached.

Part II Optional Methods To Figure Net Earnings (see instructions)

Farm Optional Method. You may use this method **only** if **(a)** your gross farm income¹ wasn't more than \$9,840, **or (b)** your net farm profits² were less than \$7,103.

14 Maximum income for optional methods	14	6,560
15 Enter the smaller of: two-thirds (² / ₃) of gross farm income ¹ (not less than zero) or \$6,560. Also, include this amount on line 4b above	15	

Nonfarm Optional Method. You may use this method **only** if **(a)** your net nonfarm profits³ were less than \$7,103 and also less than 72.189% of your gross nonfarm income,⁴ **and (b)** you had net earnings from self-employment of at least \$400 in 2 of the prior 3 years. **Caution:** You may use this method no more than five times.

16 Subtract line 15 from line 14	16	
17 Enter the smaller of: two-thirds (² / ₃) of gross nonfarm income ⁴ (not less than zero) or the amount on line 16. Also, include this amount on line 4b above	17	

¹ From Sch. F, line 9; and Sch. K-1 (Form 1065), box 14, code B.

² From Sch. F, line 34; and Sch. K-1 (Form 1065), box 14, code A—minus the amount you would have entered on line 1b had you not used the optional method.

³ From Sch. C, line 31; and Sch. K-1 (Form 1065), box 14, code A.

⁴ From Sch. C, line 7; and Sch. K-1 (Form 1065), box 14, code C.



**SCHEDULE 8812
(Form 1040)**

**Credits for Qualifying Children
and Other Dependents**

OMB No. 1545-0074

2023

Department of the Treasury
Internal Revenue Service

Attach to Form 1040, 1040-SR, or 1040-NR.
Go to www.irs.gov/Schedule8812 for instructions and the latest information.

Attachment
Sequence No. **47**

Name(s) shown on return

Your social security number

John E & Susan R Michaels

011-00-1111

Part I Child Tax Credit and Credit for Other Dependents

1	Enter the amount from line 11 of your Form 1040, 1040-SR, or 1040-NR		1	49,478
2a	Enter income from Puerto Rico that you excluded	2a		
b	Enter the amounts from lines 45 and 50 of your Form 2555	2b		
c	Enter the amount from line 15 of your Form 4563	2c		
d	Add lines 2a through 2c	2d		0
3	Add lines 1 and 2d	3		49,478
4	Number of qualifying children under age 17 with the required social security number	4	1	
5	Multiply line 4 by \$2,000	5		2,000
6	Number of other dependents, including any qualifying children who are not under age 17 or who do not have the required social security number	6	0	
Caution: Do not include yourself, your spouse, or anyone who is not a U.S. citizen, U.S. national, or U.S. resident alien. Also, do not include anyone you included on line 4.				
7	Multiply line 6 by \$500	7		0
8	Add lines 5 and 7	8		2,000
9	Enter the amount shown below for your filing status. • Married filing jointly—\$400,000 } • All other filing statuses—\$200,000 }	9		400,000
10	Subtract line 9 from line 3. • If zero or less, enter -0-. • If more than zero and not a multiple of \$1,000, enter the next multiple of \$1,000. For example, if the result is \$425, enter \$1,000; if the result is \$1,025, enter \$2,000, etc. }	10		0
11	Multiply line 10 by 5% (0.05)	11		0
12	Is the amount on line 8 more than the amount on line 11?	12		2,000
<input type="checkbox"/> No. STOP. You cannot take the child tax credit, credit for other dependents, or additional child tax credit. Skip Parts II-A and II-B. Enter -0- on lines 14 and 27.				
<input checked="" type="checkbox"/> Yes. Subtract line 11 from line 8. Enter the result.				
13	Enter the amount from Credit Limit Worksheet A	13		2,108
14	Enter the smaller of line 12 or line 13. This is your child tax credit and credit for other dependents	14		2,000

Enter this amount on Form 1040, 1040-SR, or 1040-NR, line 19.

If the amount on line 12 is more than the amount on line 14, you may be able to take the **additional child tax credit** on Form 1040, 1040-SR, or 1040-NR, line 28. Complete your Form 1040, 1040-SR, or 1040-NR through line 27 (also complete Schedule 3, line 11) before completing Part II-A.

For Paperwork Reduction Act Notice, see your tax return instructions.

Cat. No. 59761M

Schedule 8812 (Form 1040) 2023

Part II-A Additional Child Tax Credit for All Filers

Caution: If you file Form 2555, you cannot claim the additional child tax credit.

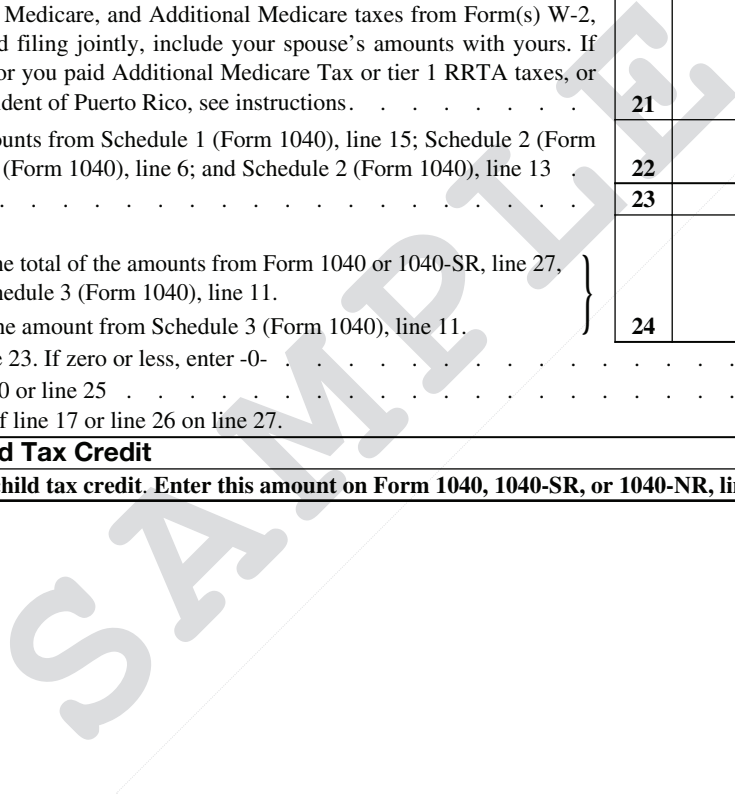
15	Check this box if you do not want to claim the additional child tax credit. Skip Parts II-A and II-B. Enter -0- on line 27 <input type="checkbox"/>		
16a	Subtract line 14 from line 12. If zero, stop here ; you cannot take the additional child tax credit. Skip Parts II-A and II-B. Enter -0- on line 27	16a	0
b	Number of qualifying children under 17 with the required social security number: _____ x \$1,600. Enter the result. If zero, stop here ; you cannot claim the additional child tax credit. Skip Parts II-A and II-B. Enter -0- on line 27	16b	
TIP: The number of children you use for this line is the same as the number of children you used for line 4.			
17	Enter the smaller of line 16a or line 16b	17	
18a	Earned income (see instructions)	18a	
b	Nontaxable combat pay (see instructions)	18b	
19	Is the amount on line 18a more than \$2,500? <input type="checkbox"/> No. Leave line 19 blank and enter -0- on line 20. <input type="checkbox"/> Yes. Subtract \$2,500 from the amount on line 18a. Enter the result	19	
20	Multiply the amount on line 19 by 15% (0.15) and enter the result Next. On line 16b, is the amount \$4,800 or more? <input type="checkbox"/> No. If you are a bona fide resident of Puerto Rico, go to line 21. Otherwise, skip Part II-B and enter the smaller of line 17 or line 20 on line 27. <input type="checkbox"/> Yes. If line 20 is equal to or more than line 17, skip Part II-B and enter the amount from line 17 on line 27. Otherwise, go to line 21.	20	

Part II-B Certain Filers Who Have Three or More Qualifying Children and Bona Fide Residents of Puerto Rico

21	Withheld social security, Medicare, and Additional Medicare taxes from Form(s) W-2, boxes 4 and 6. If married filing jointly, include your spouse's amounts with yours. If your employer withheld or you paid Additional Medicare Tax or tier 1 RRTA taxes, or if you are a bona fide resident of Puerto Rico, see instructions.	21	
22	Enter the total of the amounts from Schedule 1 (Form 1040), line 15; Schedule 2 (Form 1040), line 5; Schedule 2 (Form 1040), line 6; and Schedule 2 (Form 1040), line 13	22	
23	Add lines 21 and 22	23	
24	1040 and 1040-SR filers: Enter the total of the amounts from Form 1040 or 1040-SR, line 27, and Schedule 3 (Form 1040), line 11. } 1040-NR filers: Enter the amount from Schedule 3 (Form 1040), line 11. }	24	
25	Subtract line 24 from line 23. If zero or less, enter -0-	25	
26	Enter the larger of line 20 or line 25 Next, enter the smaller of line 17 or line 26 on line 27.	26	

Part II-C Additional Child Tax Credit

27	This is your additional child tax credit. Enter this amount on Form 1040, 1040-SR, or 1040-NR, line 28	27	0
-----------	--	-----------	---



Credit Limit Worksheet A

Keep for Your Records



1.	Enter the amount from line 18 of your Form 1040, 1040-SR, or 1040-NR.	1.	<input type="text" value="2,108"/>
2.	Add the following amounts (if applicable) from:		
	Schedule 3, line 1	+	<input type="text"/>
	Schedule 3, line 2	+	<input type="text"/>
	Schedule 3, line 3	+	<input type="text"/>
	Schedule 3, line 4	+	<input type="text"/>
	Schedule 3, line 5b	+	<input type="text"/>
	Schedule 3, line 6d	+	<input type="text"/>
	Schedule 3, line 6f	+	<input type="text"/>
	Schedule 3, line 6l	+	<input type="text"/>
	Schedule 3, line 6m	+	<input type="text"/>
	Enter the total.	2.	<input type="text"/>
3.	Subtract line 2 from line 1.	3.	<input type="text" value="2,108"/>
	Complete Credit Limit Worksheet B only if you meet all the following.		
	1. You are claiming one or more of the following credits.		
	a. Mortgage interest credit, Form 8396.		
	b. Adoption credit, Form 8839.		
	c. Residential clean energy credit, Form 5695, Part I.		
	d. District of Columbia first-time homebuyer credit, Form 8859.		
	2. You are not filing Form 2555.		
	3. Line 4 of Schedule 8812 is more than zero.		
4.	If you are not completing Credit Limit Worksheet B, enter -0-; otherwise, enter the amount from Credit Limit Worksheet B.	4.	<input type="text" value="0"/>
5.	Subtract line 4 from line 3. Enter here and on Schedule 8812, line 13.	5.	<input type="text" value="2,108"/>

SAMPLE

**Qualified Business Income Deduction
Simplified Computation**

Department of the Treasury
Internal Revenue Service

Attach to your tax return.

Go to www.irs.gov/Form8995 for instructions and the latest information.

Attachment
Sequence No. **55**

Name(s) shown on return John E & Susan R Michaels	Your taxpayer identification number 011-00-1111
---	---

Note. You can claim the qualified business income deduction **only** if you have qualified business income from a qualified trade or business, real estate investment trust dividends, publicly traded partnership income, or a domestic production activities deduction passed through from an agricultural or horticultural cooperative. See instructions. Use this form if your taxable income, before your qualified business income deduction, is at or below \$182,100 (\$364,200 if married filing jointly), and you aren't a patron of an agricultural or horticultural cooperative.

1	(a) Trade, business, or aggregation name	(b) Taxpayer identification number	(c) Qualified business income or (loss)
i	John E Michaels	011-00-1111	3,482
ii			
iii			
iv			
v			
2	Total qualified business income or (loss). Combine lines 1i through 1v, column (c)	2 3,482	
3	Qualified business net (loss) carryforward from the prior year	3 ()	
4	Total qualified business income. Combine lines 2 and 3. If zero or less, enter -0-	4 3,482	
5	Qualified business income component. Multiply line 4 by 20% (0.20)		5 696
6	Qualified REIT dividends and publicly traded partnership (PTP) income or (loss) (see instructions)	6	
7	Qualified REIT dividends and qualified PTP (loss) carryforward from the prior year	7 ()	
8	Total qualified REIT dividends and PTP income. Combine lines 6 and 7. If zero or less, enter -0-	8	
9	REIT and PTP component. Multiply line 8 by 20% (0.20)		9
10	Qualified business income deduction before the income limitation. Add lines 5 and 9		10 696
11	Taxable income before qualified business income deduction (see instructions)	11 21,778	
12	Net capital gain (see instructions)	12	
13	Subtract line 12 from line 11. If zero or less, enter -0-	13 21,778	
14	Income limitation. Multiply line 13 by 20% (0.20)		14 4,356
15	Qualified business income deduction. Enter the smaller of line 10 or line 14. Also enter this amount on the applicable line of your return (see instructions)		15 696
16	Total qualified business (loss) carryforward. Combine lines 2 and 3. If greater than zero, enter -0-	16 (0)	
17	Total qualified REIT dividends and PTP (loss) carryforward. Combine lines 6 and 7. If greater than zero, enter -0-	17 (0)	

For Privacy Act and Paperwork Reduction Act Notice, see instructions.

Cat. No. 37806C

Form **8995** (2023)

Attachment 1. Computation of expenses, allocable to tax-free ministerial income, that are non-deductible.

		Taxable	Tax-Free	Total
Salary as a minister		\$ 45,000		\$ 45,000
Housing allowance:				
Amount designated and paid by church (\$1,400 x 12)	\$ 16,800			
Actual expenses				
(Mortgage \$1,125 x 12, Utilities/other \$1,450, Real estate taxes \$1,750)	16,700			
Fair rental value of home (including furnishings and utilities) (\$1,380 x 12)	16,560			
Taxable portion of allowance				
(excess of amount designated and paid over lesser of actual expenses or fair rental value)	<u>\$ 240</u>	240		240
Tax-free portion of allowance (lesser of amount designated, actual expenses or fair rental value)			16,560	16,560
Gross income from weddings, baptisms, and honoraria		<u>4,000</u>		<u>4,000</u>
Ministerial Income		<u>\$ 49,240</u>	<u>\$ 16,560</u>	<u>\$ 65,800</u>
% of non-deductible expenses: \$16,560/\$65,800 = 25%				

Schedule C Deduction Computation		
Business use of car:		
383 miles x 65.5¢		\$ 251
Minus: Non-deductible part of business use of car (25% x \$251)		<u>\$ (63)</u>
Total business use of car (Line 9)		<u>\$ 188</u>
Marriage and family booklets		\$ 87
Minus: Non-deductible part of marriage and family booklets (25% x \$87)		<u>\$ (22)</u>
Total marriage and family booklets (Line 27a)		<u>\$ 65</u>
Schedule C deductions (Line 28)		<u>\$ 253</u>

Attachment 2. Attachment to Schedule SE (Form 1040)

Church wages		\$ 45,000
Housing allowance		16,800
Net profit from Schedule C		<u>3,747</u>
		65,547
Less:		
Schedule C expenses allocable to tax-free income (\$63 + \$22)		\$ 85
Ministerial employee unreimbursed business expenses		
Car expenses for church business:		
2,163 miles x 65.5¢		1,417
Publications and booklets		<u>219</u>
Net Self-Employment Income		<u>(1,721)</u>
Schedule SE, Line 2		<u>\$ 63,826</u>

EXAMPLE TWO: RETIRED MINISTER

Rev. William K. Green is a retired minister. He is 69 years old. He is married to Sarah J. Green. She is 65 years old and is also retired. For 2023, Rev. Green received \$15,000 in annuity income, all of which was designated in advance by GuideStone® as a housing allowance. Rev. Green had housing expenses of \$13,000. The home's fair rental value is \$1,200 per month (furnished, plus utilities). Housing allowances for retired ministers are not taxable in computing federal income tax to the extent that they do not exceed the lesser of actual housing expenses or the annual fair rental value of the home (furnished, plus utilities). Retirement benefits, whether or not designated in advance as a housing allowance, are not subject to self-employment taxes.

Rev. Green received \$12,000 of Social Security benefits in 2023, and his wife received \$6,000. None of this income is taxable, however, because the Green household's income is not enough to expose their Social Security benefits to tax.

In 2023, Rev. Green received \$2,000 from occasional guest preaching engagements. He incurred \$511 in expenses as a result of these activities (\$436 in travel expenses and \$150 in meal expenses). Note that Rev. Green will pay self-employment tax on this income (see *Schedule SE*) since it represents compensation from active ministry. Rev. Green made cash contributions of \$3,500 to qualifying 501(c)(3) public charities during 2023.

The parts of Rev. and Mrs. Green's income tax return are explained in the order they are completed. They are illustrated in the order that Rev. Green will assemble the return to send it to the IRS.

Form 1099-R from GuideStone

GuideStone completed *Form 1099-R* for Rev. Green as follows:

Box 1. The \$15,000 pension income Rev. Green receives from GuideStone.

Box 2b. Taxable amount not determined. GuideStone designated in advance 100% of pension income as a housing allowance. It is not taxable to the extent that it does not exceed the lesser of actual housing expenses or the annual fair rental value of the home (furnished, plus utilities).

Box 7. Rev. Green's pension income is a normal distribution.

Schedule C (Form 1040)

Note: For 2019 and later tax years, the IRS announced that it will not be issuing the *Schedule C-EZ*. Therefore, *Schedule C* will be used.

Some of Rev. Green's entries on Schedule C are explained here.

Line 1. Rev. Green reports the \$2,000 from occasional guest preaching engagements.

Lines 2–7. Rev. Green fills out these lines to report his gross income reported on Line 7. Rev. Green did not have any returns or allowances, cost of goods sold, or other income for the year. Therefore, the amount reported on Line 7 is \$2,000.

Line 9. Rev. Green reports his car expenses on this line. Rev. Green incurred 665 miles of business use of his car in connection with guest preaching. Rev. Green used the standard mileage rate to figure his car expense. He multiplied the 2023 standard mileage rate of 65.5 cents by the 665 miles driven during the year. He calculated total mileage expenses of \$436. However, he cannot deduct the part of his expenses allocable to his tax-free housing allowance. He attaches a statement, *Attachment 1* (shown later), to his return showing that 76% (or \$331) of his expenses are not deductible because they are allocable to that tax-free allowance. He subtracts the \$331 from the \$436 and enters the \$105 difference on Line 9.

Line 24b. Rev. Green also incurred \$150 in business meal expenses in connection with guest preaching engagements. Only a 50% deduction is allowed for business meals, so Rev. Green calculates his otherwise deductible business meals expense to be \$75 ($\$150 \times 50\%$). However, he cannot deduct the part of his expenses allocable to his tax-free housing allowance. He attaches a statement, *Attachment 1* (shown later), to his return showing that 76% (or \$57) of his business meal expenses are not deductible because they are allocable to that tax-free allowance. He subtracts the \$57 from the \$75 and enters the \$18 difference on Line 24b.

Line 28. Rev. Green enters his total expenses, less the 76% allocable to his tax-free housing allowance ($\$105 + \18) on Line 28.

Lines 29–31. He enters his tentative profit of \$1,877 on Lines 29 and 31 (since Rev. Green did not have any expenses for the business use of his home). The net income from *Schedule C* is also reported on *Schedule 1 (Form 1040)*, Line 3.

Lines 43–47b. Rev. Green fills out these lines to report information about his car.

TurboTax Tips: Listed below are tips for ministers who use TurboTax to complete their returns. These tips should not be construed as an endorsement or recommendation of the TurboTax software.

TurboTax does not appear to calculate the non-deductible portion of the expenses which should be allocated to the tax-free portion of the housing allowance. The taxpayer will need to adjust the other expenses and input the non-deductible figure as a negative into the software. If the total

other expenses are negative after making this adjustment, the taxpayer will instead need to calculate the deductible amount of the expenses (as shown in *Attachment 1*) and input the reduced figures into Lines 8–27b on *Schedule C*.

Schedule SE (Form 1040)

After Rev. Green prepares *Schedule C*, he fills out *Schedule SE (Form 1040)*. Ministers are not church employees under this definition. Additionally, Rev. Green did not apply for an exemption from self-employment tax by filing *Form 4361* and, therefore, leaves the first box on *Schedule SE* unchecked. He fills out the following lines in Part I.

Line 2. Rev. Green attaches a statement (*Attachment 2*, shown later) that calculates his net profit of \$1,489, and he enters that amount here.

Lines 4a–6. He multiplies the \$1,489 by 0.9235 to get his net earnings from self-employment (\$1,375). This amount is then carried through to Line 6.

Line 10. The amount on Line 6 is less than \$160,200, so Rev. Green multiplies the amount on Line 6 (\$1,375) by 0.124 to get his self-employment Social Security tax of \$171.

Line 11. He multiplies the amount on Line 6 by 0.029 to calculate the Medicare portion of the self-employment tax to be \$40.

Line 12. He adds the Social Security tax from Line 10 and the Medicare tax on Line 11 to determine his total self-employment tax of \$211. Rev. Green enters that amount here and on *Schedule 2 (Form 1040)*, Line 4.

Line 13. Rev. Green multiplies the amount on Line 12 by 0.50 to get his deduction for the employer-equivalent portion of self-employment tax of \$106. He enters that amount here and on *Schedule 1 (Form 1040)*, Line 15.

TurboTax Tip: The software does not appear to reduce self-employment wages by the business expenses allocated to tax-free income. The taxpayer will need to adjust net self-employment income (as shown in *Attachment 2*) and input the reduced figure into the software. This can be done by going into the “Business Taxes” section and selecting “Self-Employment Tax”. Choose “Make Adjustments” and enter in the “Ministerial Business Expenses” item, the additional expenses that were not deducted elsewhere on the return (\$388 in this example – see *Attachment 2*). If the “Ministerial Business Expenses” adjustment does not automatically populate in the software, the taxpayer can use the *Schedule SE Adjustment Worksheet* by navigating to the “Forms” mode within the TurboTax desktop version to input the clergy business deductions and related explanation.

Qualified Business Income Deduction (Form 8995)

Ministers who have net profit reported on *Schedule C* for ministerial services and who have 2023 taxable income less than \$182,100 (\$364,200 if MFJ) before the application of a QBI deduction may be eligible for such a deduction. However, since the Greens’ taxable income before the application of a qualified business income deduction is \$0 (see completion of *Form 1040* section below), the Greens are not eligible for such a deduction in 2023.

Form 1040, Schedule 1 (Form 1040), and Schedule 2 (Form 1040)

After Rev. Green prepares *Schedule C* and *Schedule SE*, he fills out *Form 1040*, along with *Schedules 1–3* to the extent required.

For 2023, individuals born before January 2, 1959, have the option to complete *Form 1040-SR* instead of *Form 1040*. Although Rev. Green completes *Form 1040*, the line references below would also apply if *Form 1040-SR* was used.

Rev. Green files a joint return with his wife. First, he fills out *Form 1040*, Page 1, and completes the appropriate lines for his filing status, including checking the appropriate boxes indicating that he and his wife were born before January 2, 1959. Then, he fills out the rest of the form as follows:

Form 1040, Lines 5a and 5b. Rev. Green reports his total annuity income of \$15,000 on Line 5a. He reports the taxable amount of \$2,000 (the excess of the amount designated and paid to him as a housing allowance over the lesser of his actual expenses or the fair rental value of his home (furnished, plus utilities) as computed on *Attachment 1* (shown later) on Line 5b.

Form 1040, Lines 6a and 6b. Since none of Rev. Green’s Social Security benefits are taxable, he does not report any amount on Line 6b.

Schedule 1 (Form 1040), Line 10. He reports his net profit of \$1,877 from *Schedule C*, Line 31 on *Schedule 1*, Line 3. Since no other amounts are reported on *Schedule 1 (Form 1040)*, Lines 1–8, he also reports this amount on *Schedule 1*, Line 10, and carries the figure to *Form 1040*, Line 8.

Form 1040, Line 9. Rev. Green adds *Form 1040*, Line 5b and the amount reported on *Form 1040*, Line 8, entering the total (\$3,877) on Line 9.

Form 1040, Lines 10 and 11. Because Rev. Green has reported deductible self-employment taxes of \$106 on *Schedule 1 (Form 1040)*, Line 15, Rev. Green completes the bottom section of *Schedule 1 (Form 1040)*. Since there are no other amounts listed on Lines 11–25, Rev. Green reports \$106 on Line 26 and

carries this amount to Line 10 of *Form 1040*. Rev. Green then subtracts Line 10 from Line 9 and enters his AGI of \$3,771 on Line 11.

Form 1040, Line 12. Rev. Green enters his standard deduction of \$30,700 (which takes into consideration the fact he and his wife were born before January 2, 1959) on Line 12.

Form 1040, Line 14. Since there is no amount listed for QBI deduction on Line 13, Rev. Green reports \$30,700 on Line 14.

Form 1040, Line 15. Rev. Green has no taxable income.

Form 1040, Page 2, Line 23, and Schedule 2 (Form 1040). Rev. Green completes *Schedule 2 (Form 1040)*. Since the only amount reported on *Schedule 2 (Form 1040)* is his self-employment tax from *Schedule SE*, he reports the amount (\$211) on *Schedule 2 (Form 1040)*, Line 21, and on *Form 1040*, Line 23.

Form 1040, Line 25a–26. Rev. Green did not have any income tax withheld from his pension and did not have any other amounts to report on Lines 25a–26.

Form 1040, Page 2, Lines 27–32. Rev. Green completes the *Earned Income Tax Credit (EITC) Worksheet* in the *Form 1040* instructions and determines that he does not qualify for the EITC. Accordingly, Rev. Green does not enter any amount on Line 27. Instead, he writes “No” on the dotted line next to Line 27. He also does not enter any amounts on Lines 28–32.

Form 1040, Line 37. Rev. Green subtracts Line 33 (\$0) from Line 24 and enters \$211, the amount he owes to the IRS.

TurboTax Tip: As of the date of this writing, when entering the information on *Form 1099-R*, the software does not appear to provide a method for entering the taxable portion of the distributions as computed at *Attachment 1* since certain amounts of the distributions were excludable as a ministerial housing allowance. In prior years, the taxpayer could manually enter the taxable amount by choosing the “General Rule” and entering the amount determined at *Attachment 1* in the field. This adjustment may be available when the 2023 software is fully released.

CORRECTED (if checked)

PAYER'S name, street address, city or town, state or province, country, ZIP or foreign postal code, and telephone no. GuideStone Financial Resources 5005 LBJ Freeway Ste 2200 Dallas, Texas 75244-6152 1-888-984-8433		1 Gross distribution \$ 15000.00		OMB No. 1545-0119 2023 Form 1099-R		Distributions From Pensions, Annuities, Retirement or Profit-Sharing Plans, IRAs, Insurance Contracts, etc.	
		2a Taxable amount \$		2b Taxable amount not determined <input checked="" type="checkbox"/> Total distribution <input type="checkbox"/>			
PAYER'S TIN 23-1352010		RECIPIENT'S TIN 202-20-2002		3 Capital gain (included in box 2a) \$		4 Federal income tax withheld \$	
RECIPIENT'S name William K. Green Street address (including apt. no.) 787 Adams Street City or town, state or province, country, and ZIP or foreign postal code Anytown, NY 10002				5 Employee contributions/ Designated Roth contributions or insurance premiums \$		6 Net unrealized appreciation in employer's securities \$	
				7 Distribution code(s) 7		IRA/SEP/SIMPLE <input type="checkbox"/>	
				9a Your percentage of total distribution %		9b Total employee contributions \$	
10 Amount allocable to IRR within 5 years \$		11 1st year of desig. Roth contrib.	12 FATCA filing requirement <input type="checkbox"/>	14 State tax withheld \$		15 State/Payer's state no.	16 State distribution \$
Account number (see instructions)			13 Date of payment	17 Local tax withheld \$		18 Name of locality	19 Local distribution \$

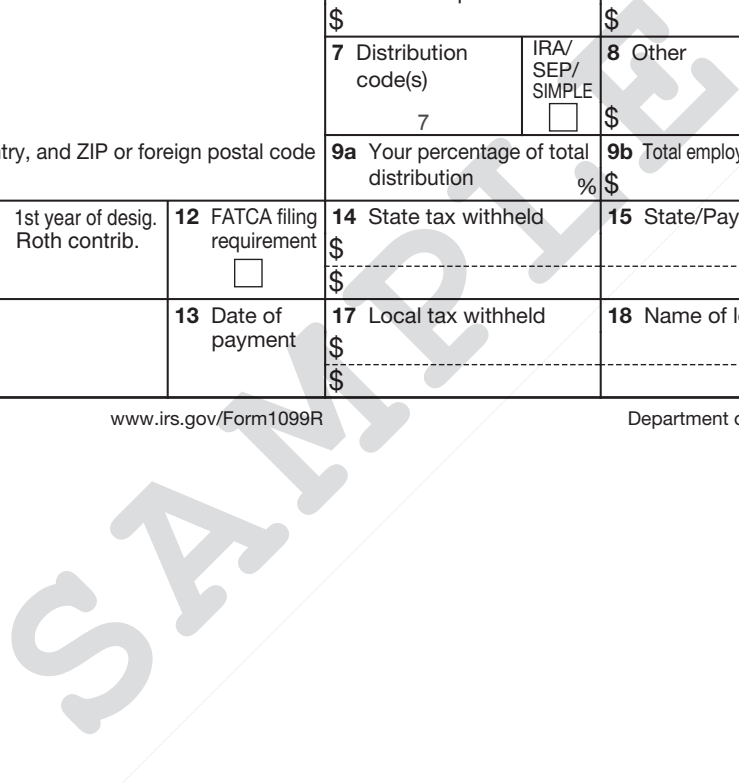
Copy B
Report this income on your federal tax return. If this form shows federal income tax withheld in box 4, attach this copy to your return.

This information is being furnished to the IRS.

Form **1099-R**

www.irs.gov/Form1099R

Department of the Treasury - Internal Revenue Service



Sample: from GuideStone

For the year Jan. 1–Dec. 31, 2023, or other tax year beginning , 2023, ending , 20 See separate instructions.

Your first name and middle initial William K Last name Green Your social security number 202 20 2002

If joint return, spouse's first name and middle initial Sarah J Last name Green Spouse's social security number 303 30 3003

Home address (number and street). If you have a P.O. box, see instructions. 787 Adams Street Apt. no.

City, town, or post office. If you have a foreign address, also complete spaces below. Anytown State NY ZIP code 10002

Foreign country name Foreign province/state/county Foreign postal code Presidential Election Campaign Check here if you, or your spouse if filing jointly, want \$3 to go to this fund. Checking a box below will not change your tax or refund.

Filing Status Single Married filing jointly (even if only one had income) Married filing separately (MFS) Head of household (HOH) Qualifying surviving spouse (QSS) If you checked the MFS box, enter the name of your spouse. If you checked the HOH or QSS box, enter the child's name if the qualifying person is a child but not your dependent:

Digital Assets At any time during 2023, did you: (a) receive (as a reward, award, or payment for property or services); or (b) sell, exchange, or otherwise dispose of a digital asset (or a financial interest in a digital asset)? (See instructions.) Yes No

Standard Deduction Someone can claim: You as a dependent Your spouse as a dependent Spouse itemizes on a separate return or you were a dual-status alien

Age/Blindness You: Were born before January 2, 1959 Are blind Spouse: Was born before January 2, 1959 Is blind

Table with 6 columns: (1) First name, Last name, (2) Social security number, (3) Relationship to you, (4) Check the box if qualifies for (see instructions): Child tax credit, Credit for other dependents.

Income section table with rows 1a through 1z. Includes sub-rows for taxable interest, dividends, and social security benefits.

Table for lines 2a through 3b, including tax-exempt interest, qualified dividends, and taxable interest/dividends.

Table for lines 4a through 6b, including IRA distributions, pensions and annuities, and social security benefits.

Line 7: Capital gain or (loss). Attach Schedule D if required. If not required, check here.

Line 8: Additional income from Schedule 1, line 10. Line 9: Add lines 1z, 2b, 3b, 4b, 5b, 6b, 7, and 8. This is your total income.

Line 10: Adjustments to income from Schedule 1, line 26. Line 11: Subtract line 10 from line 9. This is your adjusted gross income.

Line 12: Standard deduction or itemized deductions (from Schedule A). Line 13: Qualified business income deduction from Form 8995 or Form 8995-A.

Line 14: Add lines 12 and 13. Line 15: Subtract line 14 from line 11. If zero or less, enter -0-. This is your taxable income.

Tax and Credits	16	Tax (see instructions). Check if any from Form(s): 1 <input type="checkbox"/> 8814 2 <input type="checkbox"/> 4972 3 <input type="checkbox"/> _____	16	0
	17	Amount from Schedule 2, line 3	17	
	18	Add lines 16 and 17	18	0
	19	Child tax credit or credit for other dependents from Schedule 8812	19	
	20	Amount from Schedule 3, line 8	20	
	21	Add lines 19 and 20	21	
	22	Subtract line 21 from line 18. If zero or less, enter -0-	22	0
	23	Other taxes, including self-employment tax, from Schedule 2, line 21	23	211
	24	Add lines 22 and 23. This is your total tax	24	211
	Payments	25	Federal income tax withheld from:	
a		Form(s) W-2	25a	
b		Form(s) 1099	25b	
c		Other forms (see instructions)	25c	
d		Add lines 25a through 25c	25d	
26		2023 estimated tax payments and amount applied from 2022 return	26	
27		Earned income credit (EIC)	27	
28		Additional child tax credit from Schedule 8812	28	
29		American opportunity credit from Form 8863, line 8	29	
30		Reserved for future use	30	
31		Amount from Schedule 3, line 15	31	
32	Add lines 27, 28, 29, and 31. These are your total other payments and refundable credits	32		
33	Add lines 25d, 26, and 32. These are your total payments	33		
Refund	34	If line 33 is more than line 24, subtract line 24 from line 33. This is the amount you overpaid	34	
	35a	Amount of line 34 you want refunded to you . If Form 8888 is attached, check here <input type="checkbox"/>	35a	
	b	Routing number _____ c Type: <input type="checkbox"/> Checking <input type="checkbox"/> Savings		
	d	Account number _____		
36	Amount of line 34 you want applied to your 2024 estimated tax	36		
Amount You Owe	37	Subtract line 33 from line 24. This is the amount you owe . For details on how to pay, go to www.irs.gov/Payments or see instructions	37	211
	38	Estimated tax penalty (see instructions)	38	

If you have a qualifying child, attach Sch. EIC.

Third Party Designee Do you want to allow another person to discuss this return with the IRS? See instructions **Yes.** Complete below. **No**

Designee's name _____	Phone no. _____	Personal identification number (PIN) _____
-----------------------	-----------------	--

Sign Here Under penalties of perjury, I declare that I have examined this return and accompanying schedules and statements, and to the best of my knowledge and belief, they are true, correct, and complete. Declaration of preparer (other than taxpayer) is based on all information of which preparer has any knowledge.

Your signature <i>William Green</i>	Date 3/15/24	Your occupation Retired Minister	If the IRS sent you an Identity Protection PIN, enter it here (see inst.) _____
Spouse's signature. If a joint return, both must sign. <i>Sarah Green</i>	Date 3/15/24	Spouse's occupation Retired	If the IRS sent your spouse an Identity Protection PIN, enter it here (see inst.) _____
Phone no. _____	Email address _____		

Paid Preparer Use Only

Preparer's name	Preparer's signature	Date	PTIN	Check if: <input type="checkbox"/> Self-employed
Firm's name	Firm's address			Phone no. _____
Firm's EIN				

**SCHEDULE 1
(Form 1040)**

Department of the Treasury
Internal Revenue Service

Additional Income and Adjustments to Income

Attach to Form 1040, 1040-SR, or 1040-NR.

Go to www.irs.gov/Form1040 for instructions and the latest information.

OMB No. 1545-0074

2023

Attachment
Sequence No. **01**

Name(s) shown on Form 1040, 1040-SR, or 1040-NR

William K & Sarah J Green

Your social security number

202-20-2002

Part I Additional Income

1	Taxable refunds, credits, or offsets of state and local income taxes	1	
2a	Alimony received	2a	
b	Date of original divorce or separation agreement (see instructions):		
3	Business income or (loss). Attach Schedule C	3	1,877
4	Other gains or (losses). Attach Form 4797	4	
5	Rental real estate, royalties, partnerships, S corporations, trusts, etc. Attach Schedule E	5	
6	Farm income or (loss). Attach Schedule F	6	
7	Unemployment compensation	7	
8	Other income:		
a	Net operating loss	8a	()
b	Gambling	8b	
c	Cancellation of debt	8c	
d	Foreign earned income exclusion from Form 2555	8d	()
e	Income from Form 8853	8e	
f	Income from Form 8889	8f	
g	Alaska Permanent Fund dividends	8g	
h	Jury duty pay	8h	
i	Prizes and awards	8i	
j	Activity not engaged in for profit income	8j	
k	Stock options	8k	
l	Income from the rental of personal property if you engaged in the rental for profit but were not in the business of renting such property	8l	
m	Olympic and Paralympic medals and USOC prize money (see instructions)	8m	
n	Section 951(a) inclusion (see instructions)	8n	
o	Section 951A(a) inclusion (see instructions)	8o	
p	Section 461(l) excess business loss adjustment	8p	
q	Taxable distributions from an ABLE account (see instructions)	8q	
r	Scholarship and fellowship grants not reported on Form W-2	8r	
s	Nontaxable amount of Medicaid waiver payments included on Form 1040, line 1a or 1d	8s	()
t	Pension or annuity from a nonqualified deferred compensation plan or a nongovernmental section 457 plan	8t	
u	Wages earned while incarcerated	8u	
z	Other income. List type and amount:	8z	
9	Total other income. Add lines 8a through 8z	9	
10	Combine lines 1 through 7 and 9. This is your additional income . Enter here and on Form 1040, 1040-SR, or 1040-NR, line 8	10	1,877

For Paperwork Reduction Act Notice, see your tax return instructions.

Cat. No. 71479F

Schedule 1 (Form 1040) 2023

Part II Adjustments to Income

11	Educator expenses	11	
12	Certain business expenses of reservists, performing artists, and fee-basis government officials. Attach Form 2106	12	
13	Health savings account deduction. Attach Form 8889	13	
14	Moving expenses for members of the Armed Forces. Attach Form 3903	14	
15	Deductible part of self-employment tax. Attach Schedule SE	15	106
16	Self-employed SEP, SIMPLE, and qualified plans	16	
17	Self-employed health insurance deduction	17	
18	Penalty on early withdrawal of savings	18	
19a	Alimony paid	19a	
b	Recipient's SSN		
c	Date of original divorce or separation agreement (see instructions):		
20	IRA deduction	20	
21	Student loan interest deduction	21	
22	Reserved for future use	22	
23	Archer MSA deduction	23	
24	Other adjustments:		
a	Jury duty pay (see instructions)	24a	
b	Deductible expenses related to income reported on line 8l from the rental of personal property engaged in for profit	24b	
c	Nontaxable amount of the value of Olympic and Paralympic medals and USOC prize money reported on line 8m	24c	
d	Reforestation amortization and expenses	24d	
e	Repayment of supplemental unemployment benefits under the Trade Act of 1974	24e	
f	Contributions to section 501(c)(18)(D) pension plans	24f	
g	Contributions by certain chaplains to section 403(b) plans	24g	
h	Attorney fees and court costs for actions involving certain unlawful discrimination claims (see instructions)	24h	
i	Attorney fees and court costs you paid in connection with an award from the IRS for information you provided that helped the IRS detect tax law violations	24i	
j	Housing deduction from Form 2555	24j	
k	Excess deductions of section 67(e) expenses from Schedule K-1 (Form 1041)	24k	
z	Other adjustments. List type and amount: _____	24z	
25	Total other adjustments. Add lines 24a through 24z	25	
26	Add lines 11 through 23 and 25. These are your adjustments to income . Enter here and on Form 1040, 1040-SR, or 1040-NR, line 10	26	106

**SCHEDULE 2
(Form 1040)**

Department of the Treasury
Internal Revenue Service

Additional Taxes

Attach to Form 1040, 1040-SR, or 1040-NR.
Go to www.irs.gov/Form1040 for instructions and the latest information.

OMB No. 1545-0074

2023

Attachment
Sequence No. **02**

Name(s) shown on Form 1040, 1040-SR, or 1040-NR

William K & Sarah J Green

Your social security number

202-20-2002

Part I Tax

1	Alternative minimum tax. Attach Form 6251	1
2	Excess advance premium tax credit repayment. Attach Form 8962	2
3	Add lines 1 and 2. Enter here and on Form 1040, 1040-SR, or 1040-NR, line 17	3

Part II Other Taxes

4	Self-employment tax. Attach Schedule SE	4	211
5	Social security and Medicare tax on unreported tip income. Attach Form 4137	5	
6	Uncollected social security and Medicare tax on wages. Attach Form 8919	6	
7	Total additional social security and Medicare tax. Add lines 5 and 6	7	
8	Additional tax on IRAs or other tax-favored accounts. Attach Form 5329 if required. If not required, check here <input type="checkbox"/>	8	
9	Household employment taxes. Attach Schedule H	9	
10	Repayment of first-time homebuyer credit. Attach Form 5405 if required	10	
11	Additional Medicare Tax. Attach Form 8959	11	
12	Net investment income tax. Attach Form 8960	12	
13	Uncollected social security and Medicare or RRTA tax on tips or group-term life insurance from Form W-2, box 12	13	
14	Interest on tax due on installment income from the sale of certain residential lots and timeshares	14	
15	Interest on the deferred tax on gain from certain installment sales with a sales price over \$150,000	15	
16	Recapture of low-income housing credit. Attach Form 8611	16	

(continued on page 2)

For Paperwork Reduction Act Notice, see your tax return instructions.

Cat. No. 71478U

Schedule 2 (Form 1040) 2023

Part II Other Taxes *(continued)*

17	Other additional taxes:		
	a Recapture of other credits. List type, form number, and amount:		
	_____	17a	
	b Recapture of federal mortgage subsidy, if you sold your home see instructions	17b	
	c Additional tax on HSA distributions. Attach Form 8889	17c	
	d Additional tax on an HSA because you didn't remain an eligible individual. Attach Form 8889	17d	
	e Additional tax on Archer MSA distributions. Attach Form 8853	17e	
	f Additional tax on Medicare Advantage MSA distributions. Attach Form 8853	17f	
	g Recapture of a charitable contribution deduction related to a fractional interest in tangible personal property	17g	
	h Income you received from a nonqualified deferred compensation plan that fails to meet the requirements of section 409A	17h	
	i Compensation you received from a nonqualified deferred compensation plan described in section 457A	17i	
	j Section 72(m)(5) excess benefits tax	17j	
	k Golden parachute payments	17k	
	l Tax on accumulation distribution of trusts	17l	
	m Excise tax on insider stock compensation from an expatriated corporation	17m	
	n Look-back interest under section 167(g) or 460(b) from Form 8697 or 8866	17n	
	o Tax on non-effectively connected income for any part of the year you were a nonresident alien from Form 1040-NR	17o	
	p Any interest from Form 8621, line 16f, relating to distributions from, and dispositions of, stock of a section 1291 fund	17p	
	q Any interest from Form 8621, line 24	17q	
	z Any other taxes. List type and amount: _____	17z	
18	Total additional taxes. Add lines 17a through 17z		18
19	Reserved for future use		19
20	Section 965 net tax liability installment from Form 965-A	20	
21	Add lines 4, 7 through 16, and 18. These are your total other taxes . Enter here and on Form 1040 or 1040-SR, line 23, or Form 1040-NR, line 23b		21

**SCHEDULE C
(Form 1040)**

**Profit or Loss From Business
(Sole Proprietorship)**

OMB No. 1545-0074

2023

Department of the Treasury
Internal Revenue Service

**Attach to Form 1040, 1040-SR, 1040-SS, 1040-NR, or 1041; partnerships must generally file Form 1065.
Go to www.irs.gov/ScheduleC for instructions and the latest information.**

Attachment
Sequence No. **09**

Name of proprietor
William K Green

A Principal business or profession, including product or service (see instructions)
Minister

C Business name. If no separate business name, leave blank.

E Business address (including suite or room no.) 787 Adams Street
City, town or post office, state, and ZIP code Anytown, NY 10002

F Accounting method: (1) Cash (2) Accrual (3) Other (specify) _____

G Did you "materially participate" in the operation of this business during 2023? If "No," see instructions for limit on losses . . . Yes No

H If you started or acquired this business during 2023, check here . . .

I Did you make any payments in 2023 that would require you to file Form(s) 1099? See instructions . . . Yes No

J If "Yes," did you or will you file required Form(s) 1099? . . . Yes No

B Enter code from instructions
8 | 1 | 3 | 0 | 0 | 0

D Employer ID number (EIN) (see instr.)

Part I Income

1 Gross receipts or sales. See instructions for line 1 and check the box if this income was reported to you on Form W-2 and the "Statutory employee" box on that form was checked . . . <input type="checkbox"/>	1	2,000
2 Returns and allowances	2	
3 Subtract line 2 from line 1	3	2,000
4 Cost of goods sold (from line 42)	4	
5 Gross profit. Subtract line 4 from line 3	5	2,000
6 Other income, including federal and state gasoline or fuel tax credit or refund (see instructions)	6	
7 Gross income. Add lines 5 and 6	7	2,000

Part II Expenses. Enter expenses for business use of your home **only** on line 30.

8 Advertising	8		18 Office expense (see instructions)	18	
9 Car and truck expenses (see instructions)	9	105*	19 Pension and profit-sharing plans	19	
10 Commissions and fees	10		20 Rent or lease (see instructions):		
11 Contract labor (see instructions)	11		a Vehicles, machinery, and equipment	20a	
12 Depletion	12		b Other business property	20b	
13 Depreciation and section 179 expense deduction (not included in Part III) (see instructions)	13		21 Repairs and maintenance	21	
14 Employee benefit programs (other than on line 19)	14		22 Supplies (not included in Part III)	22	
15 Insurance (other than health)	15		23 Taxes and licenses	23	
16 Interest (see instructions):			24 Travel and meals:		
a Mortgage (paid to banks, etc.)	16a		a Travel	24a	
b Other	16b		b Deductible meals (see instructions)	24b	18*
17 Legal and professional services	17		25 Utilities	25	
28 Total expenses before expenses for business use of home. Add lines 8 through 27b	28	123	26 Wages (less employment credits)	26	
29 Tentative profit or (loss). Subtract line 28 from line 7	29	1,877	27a Other expenses (from line 48)	27a	
30 Expenses for business use of your home. Do not report these expenses elsewhere. Attach Form 8829 unless using the simplified method. See instructions. Simplified method filers only: Enter the total square footage of (a) your home: _____ and (b) the part of your home used for business: _____ . Use the Simplified Method Worksheet in the instructions to figure the amount to enter on line 30	30		b Energy efficient commercial bldgs deduction (attach Form 7205)	27b	
31 Net profit or (loss). Subtract line 30 from line 29. • If a profit, enter on both Schedule 1 (Form 1040), line 3 , and on Schedule SE, line 2 . (If you checked the box on line 1, see instructions.) Estates and trusts, enter on Form 1041, line 3 . • If a loss, you must go to line 32.	31	1,877			
32 If you have a loss, check the box that describes your investment in this activity. See instructions. • If you checked 32a, enter the loss on both Schedule 1 (Form 1040), line 3 , and on Schedule SE, line 2 . (If you checked the box on line 1, see the line 31 instructions.) Estates and trusts, enter on Form 1041, line 3 . • If you checked 32b, you must attach Form 6198 . Your loss may be limited.					

32a All investment is at risk.
32b Some investment is not at risk.

For Paperwork Reduction Act Notice, see the separate instructions.

Cat. No. 11334P

Schedule C (Form 1040) 2023

*See statement attached.

Part III Cost of Goods Sold (see instructions)

33 Method(s) used to value closing inventory: **a** Cost **b** Lower of cost or market **c** Other (attach explanation)

34 Was there any change in determining quantities, costs, or valuations between opening and closing inventory?
 If "Yes," attach explanation **Yes** **No**

35 Inventory at beginning of year. If different from last year's closing inventory, attach explanation	35
36 Purchases less cost of items withdrawn for personal use	36
37 Cost of labor. Do not include any amounts paid to yourself	37
38 Materials and supplies	38
39 Other costs	39
40 Add lines 35 through 39	40
41 Inventory at end of year	41
42 Cost of goods sold. Subtract line 41 from line 40. Enter the result here and on line 4	42

Part IV Information on Your Vehicle. Complete this part **only** if you are claiming car or truck expenses on line 9 and are not required to file Form 4562 for this business. See the instructions for line 13 to find out if you must file Form 4562.

43 When did you place your vehicle in service for business purposes? (month/day/year) 07 / 15 / 2013

44 Of the total number of miles you drove your vehicle during 2023, enter the number of miles you used your vehicle for:

a Business 665 **b** Commuting (see instructions) 0 **c** Other 12,797

45 Was your vehicle available for personal use during off-duty hours? **Yes** **No**

46 Do you (or your spouse) have another vehicle available for personal use?. **Yes** **No**

47a Do you have evidence to support your deduction? **Yes** **No**

b If "Yes," is the evidence written? **Yes** **No**

Part V Other Expenses. List below business expenses not included on lines 8–26, line 27b, or line 30.

48 Total other expenses. Enter here and on line 27a	48

**SCHEDULE SE
(Form 1040)**

Self-Employment Tax

OMB No. 1545-0074

Department of the Treasury
Internal Revenue Service

Attach to Form 1040, 1040-SR, 1040-SS, or 1040-NR.
Go to www.irs.gov/ScheduleSE for instructions and the latest information.

2023
Attachment
Sequence No. **17**

Name of person with self-employment income (as shown on Form 1040, 1040-SR, 1040-SS, or 1040-NR)

Social security number of person
with self-employment income

William K Green

202-20-2002

Part I Self-Employment Tax

Note: If your only income subject to self-employment tax is **church employee income**, see instructions for how to report your income and the definition of church employee income.

A If you are a minister, member of a religious order, or Christian Science practitioner **and** you filed Form 4361, but you had \$400 or more of **other** net earnings from self-employment, check here and continue with Part I

Skip lines 1a and 1b if you use the farm optional method in Part II. See instructions.

1a Net farm profit or (loss) from Schedule F, line 34, and farm partnerships, Schedule K-1 (Form 1065), box 14, code A	1a	
b If you received social security retirement or disability benefits, enter the amount of Conservation Reserve Program payments included on Schedule F, line 4b, or listed on Schedule K-1 (Form 1065), box 20, code AQ	1b ()	

Skip line 2 if you use the nonfarm optional method in Part II. See instructions.

2 Net profit or (loss) from Schedule C, line 31; and Schedule K-1 (Form 1065), box 14, code A (other than farming). See instructions for other income to report or if you are a minister or member of a religious order	2	1,489*
3 Combine lines 1a, 1b, and 2	3	1,489
4a If line 3 is more than zero, multiply line 3 by 92.35% (0.9235). Otherwise, enter amount from line 3	4a	1,375

Note: If line 4a is less than \$400 due to Conservation Reserve Program payments on line 1b, see instructions.

b If you elect one or both of the optional methods, enter the total of lines 15 and 17 here	4b	
c Combine lines 4a and 4b. If less than \$400, stop ; you don't owe self-employment tax. Exception: If less than \$400 and you had church employee income , enter -0- and continue	4c	1,375

5a Enter your church employee income from Form W-2. See instructions for definition of church employee income	5a	
b Multiply line 5a by 92.35% (0.9235). If less than \$100, enter -0-	5b	0
6 Add lines 4c and 5b	6	1,375

7 Maximum amount of combined wages and self-employment earnings subject to social security tax or the 6.2% portion of the 7.65% railroad retirement (tier 1) tax for 2023	7	160,200
--	----------	---------

8a Total social security wages and tips (total of boxes 3 and 7 on Form(s) W-2) and railroad retirement (tier 1) compensation. If \$160,200 or more, skip lines 8b through 10, and go to line 11	8a	
b Unreported tips subject to social security tax from Form 4137, line 10	8b	
c Wages subject to social security tax from Form 8919, line 10	8c	
d Add lines 8a, 8b, and 8c	8d	

9 Subtract line 8d from line 7. If zero or less, enter -0- here and on line 10 and go to line 11	9	160,200
10 Multiply the smaller of line 6 or line 9 by 12.4% (0.124)	10	171
11 Multiply line 6 by 2.9% (0.029)	11	40

12 Self-employment tax. Add lines 10 and 11. Enter here and on Schedule 2 (Form 1040), line 4 , or Form 1040-SS, Part I, line 3	12	211
---	-----------	-----

13 Deduction for one-half of self-employment tax. Multiply line 12 by 50% (0.50). Enter here and on Schedule 1 (Form 1040), line 15	13	106
--	-----------	-----

For Paperwork Reduction Act Notice, see your tax return instructions.

Cat. No. 11358Z

Schedule SE (Form 1040) 2023

*See statement attached.

Part II Optional Methods To Figure Net Earnings (see instructions)

Farm Optional Method. You may use this method **only** if **(a)** your gross farm income¹ wasn't more than \$9,840, **or (b)** your net farm profits² were less than \$7,103.

14	Maximum income for optional methods	6,560
15	Enter the smaller of: two-thirds ($\frac{2}{3}$) of gross farm income ¹ (not less than zero) or \$6,560. Also, include this amount on line 4b above	

Nonfarm Optional Method. You may use this method **only** if **(a)** your net nonfarm profits³ were less than \$7,103 and also less than 72.189% of your gross nonfarm income,⁴ **and (b)** you had net earnings from self-employment of at least \$400 in 2 of the prior 3 years. **Caution:** You may use this method no more than five times.

16	Subtract line 15 from line 14	
17	Enter the smaller of: two-thirds ($\frac{2}{3}$) of gross nonfarm income ⁴ (not less than zero) or the amount on line 16. Also, include this amount on line 4b above	

¹ From Sch. F, line 9; and Sch. K-1 (Form 1065), box 14, code B.

³ From Sch. C, line 31; and Sch. K-1 (Form 1065), box 14, code A.

² From Sch. F, line 34; and Sch. K-1 (Form 1065), box 14, code A—minus the amount you would have entered on line 1b had you not used the optional method.

⁴ From Sch. C, line 7; and Sch. K-1 (Form 1065), box 14, code C.



Attachment 1. Computation of expenses, allocable to tax-free ministerial income, that are non-deductible.

<u>% of Non-deductible Expenses</u>				
		<u>Taxable</u>	<u>Tax-Free</u>	<u>Total</u>
Housing allowance:				
Ministerial retirement benefits designated as housing allowance	\$ 15,000			
Actual expenses	\$ 13,000			
Fair rental value of home (including furnishings and utilities) (\$1,200 x 12)	\$ 14,400			
Taxable portion of allowance (excess of amount designated and paid over lesser of actual expenses or fair rental value)	<u>\$ 2,000</u>	\$ 2,000		\$ 2,000
Tax-free portion of allowance (lesser of amount designated, actual expenses or fair rental value)			13,000	13,000
Gross income from occasional guest preaching engagements		2,000		2,000
Ministerial Income		<u>\$ 4,000</u>	<u>\$ 13,000</u>	<u>\$ 17,000</u>
% of non-deductible expenses: \$13,000/\$17,000 = 76%				

<u>Schedule C Deduction Computation</u>	
Business use of car:	
665 x 65.5¢	\$ 436
Minus: Non-deductible part of business use of car (76% x \$436)	\$ (331)
Total business use of car (Line 9)	<u>\$ 105</u>
Meal expenses (\$150 less 50% reduction)	\$ 75
Minus: Non-deductible part of meals & entertainment (76% x \$75)	\$ (57)
Total meal expenses (Line 24b)	<u>\$ 18</u>
 <i>Schedule C</i> deductions, Line 28	 <u>\$ 123</u>
None of the other deductions claimed in the return are allocable to tax-free income.	

Attachment 2. Computation of Net Earnings from Self-Employment

<u>Computation for Schedule SE (Form 1040)</u>	
Net profit from <i>Schedule C</i>	\$ 1,877
Less:	
<i>Schedule C</i> expenses allocable to tax-free income (\$331 + \$57)	(388)
Net Self-Employment Income <i>Schedule SE</i> , line 2	<u>\$ 1,489</u>



2024

**FEDERAL REPORTING
REQUIREMENTS**

for Churches

Richard R. Hammar, J.D., LL.M., CPA
Senior Editor, Church Law & Tax

ACKNOWLEDGMENTS

Both the author and Christianity Today's Church Law & Tax would like to thank CPA Elaine Sommerville for her assistance with reviewing the material in *2024 Federal Reporting Requirements for Churches*.

Copyright © 2024 Christianity Today International. *2024 Federal Reporting Requirements for Churches* by Richard R. Hammar. Used with permission. "Christianity Today" and "CT" are the registered trademarks of Christianity Today International.

This publication is intended to provide a timely, accurate, and authoritative discussion of tax reporting compliance and the impact of recent changes in the tax laws. It is not intended as a substitute for legal, accounting, or other professional advice. If legal, tax, or other expert assistance is required, the services of a competent professional should be sought. Although we believe this guide provides accurate information, there may be changes resulting from IRS or judicial interpretations of the tax code, new tax regulations, or technical corrections that occurred after the printing of this edition that are not reflected in the text.

Master Plan Tax Services of Flower Mound, Texas, reviewed the material in the *2024 Federal Reporting Requirements for Churches*. For additional information, visit [MasterPlanTaxes.com](https://www.MasterPlanTaxes.com).

CONTENTS

INTRODUCTION	78
Maximizing Tax Benefits for Your Minister	78
Housing and Parsonage Allowances	78
Accountable Reimbursements	79
Flexible Spending Accounts	80
Section 403(b) Retirement Plans	80
COMPLYING WITH FEDERAL PAYROLL TAX REPORTING OBLIGATIONS	80
Step 1. Obtain an employer identification number (EIN) from the federal government if this has not been done	80
Step 2. Determine whether each church worker is an employee or self-employed	81
Step 3. Obtain the Social Security number (SSN) for each worker	81
Step 4. Have each employee complete a <i>Form W-4</i>	82
Step 5. Compute each employee's taxable wages	82
Step 6. Determine the amount of income tax to withhold from each employee's wages	82
Step 7. Withhold Social Security and Medicare (FICA) taxes from non-minister employees' wages	83
Step 8. The church must deposit the taxes it withholds	83
Step 9. All employers subject to income tax withholding, FICA taxes, or both, must file <i>Form 941</i> quarterly	84
Step 10. Prepare a <i>Form W-2</i> for every employee, including ministers, employed by the church	84
Step 11. Prepare a <i>Form 1099-NEC</i> for every self-employed person receiving non-employee compensation of \$600 or more	88
OTHER IMPORTANT REQUIREMENTS FOR CHURCHES	89
Reporting Group Term Life Insurance	89
New <i>Form I-9</i>	89
Annual Certification of Racial Nondiscrimination	90
Charitable Contribution Substantiation Rules	91
Affordable Care Act Reporting	92
HELPFUL NUMBERS AND RESOURCES	96

INTRODUCTION

The most important federal reporting obligation for most churches is the withholding and reporting of employee income taxes and Social Security taxes. These payroll reporting requirements apply, in whole or in part, to almost every church. Yet many churches do not fully comply for various reasons, including the following:

- The church treasurer is elected by the congregation and does not remain in office long enough to understand the application of the payroll tax reporting rules to churches.
- Church leaders assume that churches are exempt from the payroll tax reporting requirements. This is a false assumption. The courts have rejected the argument that the application of the payroll tax reporting rules to churches violates the constitutional guaranty of religious freedom.
- There are several special payroll tax reporting rules that apply to churches, and these often are not clearly understood by church staff members. These special rules include:
 - While most ministers are employees for federal income tax reporting, they are self-employed for Social Security with respect to compensation they receive for ministerial services. This means they pay the self-employment (SECA) taxes rather than the employee's share of Social Security and Medicare (FICA) taxes – even if they report their federal income taxes as a church employee. It is a common mistake for churches to treat ministers as employees for Social Security and to withhold FICA taxes from their wages.
 - Wages paid to a minister as compensation for ministerial services are exempt from mandatory federal income tax withholding whether the minister reports federal income taxes as an employee or as self-employed. Ministers use the estimated tax procedure to pay their federal taxes unless they have entered into a voluntary withholding agreement with their employing church (explained below).
 - Some churches are exempt from the employer's share of FICA taxes because they filed a timely exemption application. For most churches, this exemption had to be filed before October 31, 1984. The exemption does not excuse the church from income tax withholding, filing *Form 941*, or issuing *Forms W-2* to church employees. The non-minister employees of a church that filed this exemption application are treated as self-employed for Social Security and must pay SECA taxes if they are paid \$108.28 or more during the year.

▲ **WARNING:** Federal law specifies that any corporate officer, director, or employee who is responsible for withholding taxes and paying them over to the government may be liable for a penalty in the amount of 100% of such taxes if they are either not withheld or not paid over to the government. This penalty is of special relevance to church leaders, given the significant rate of noncompliance by churches with the payroll reporting procedures.

MAXIMIZING TAX BENEFITS FOR YOUR MINISTER

Housing and Parsonage Allowances

⚡ **KEY POINT:** The housing allowance was challenged in federal court as an unconstitutional preference for religion. In 2019, a federal appeals court rejected this argument and affirmed the constitutionality of the allowance.

The most important tax benefit available to a minister who owns or rents his home is the housing allowance exclusion. Unfortunately, many churches fail to designate a portion of their minister's compensation as a housing allowance, and thereby deprive the minister of an important tax benefit. A church may provide a housing allowance to any properly credentialed minister performing qualifying ministerial duties for the church. Churches are not limited to providing this benefit to only a lead pastor but may provide the benefit to any qualifying minister on staff.

A housing allowance is simply a portion of a minister's compensation that is designated in advance and in writing by the minister's employing church. For example, in December 2023, a church agrees to pay its pastor a "total compensation" of \$45,000 for 2024 and designates \$15,000 of this amount as a housing allowance (the remaining \$30,000 is salary). This costs the church nothing. It is simply a matter of designating part of a minister's salary as a housing allowance.

The tax code specifies that the housing allowance of a minister who owns or rents a home is nontaxable in computing federal income taxes to the extent that it is (1) declared in advance, (2) used for housing expenses, and (3) does not exceed the fair rental value of the minister's home (furnished, plus utilities).

⚡ **KEY POINT:** A church cannot designate a housing allowance retroactively. It can only be designated prospectively.

⚡ **KEY POINT:** Although repayments of principal and interest on a home mortgage loan qualify as a housing expense to which a housing allowance can be applied, costs associated with refinancing a principal residence or a home equity loan qualify only if the proceeds are used for housing expenses.

Ministers who live in a church-owned parsonage that is provided rent-free as compensation for ministerial services do not include the annual fair rental value of the parsonage as income in computing their federal income taxes. The annual fair rental value is not deducted from the minister's income. Rather, it is not reported as additional income on *Form 1040* (as it generally would be by non-clergy workers).

Ministers who live in a church-provided parsonage do not pay federal income taxes on the amount of their compensation that their employing church designates in advance as a parsonage allowance, to the extent that the allowance represents compensation for ministerial services and is used to pay parsonage-related expenses such as utilities, repairs, and furnishings.

Note that the housing allowance and fair rental value of a parsonage are nontaxable only when computing federal income taxes. Ministers must include their housing allowance and rental value of a parsonage as taxable income when computing their SECA taxes (except for retired ministers). In addition, any housing provided to a minister that is excludable from taxable income pursuant to IRC section 119 (relating to housing provided on an employer's premises "for the convenience of the employer") also must be included in a minister's taxable income when computing self-employment income.

❖ **KEY POINT:** Be sure that the designation of an allowance for the following year is on the agenda of the church or church board for its last meeting of the current year. The designation should be an official action and should be duly recorded in the minutes of the meeting. The IRS also recognizes designations in employment contracts and budget line items – assuming that the church duly adopted the contract or the budget and it is reflected in a written document. If a designation is made after the start of a new calendar year, remember that it can only operate prospectively.

Accountable Reimbursements

Through 2025, the deduction for unreimbursed business expenses has been eliminated. The elimination of this deduction hits some clergy hard. Many tax professionals encourage the use of accountable reimbursement plans (ARPs) by churches as a means of easing the negative tax impact. While the deduction as a miscellaneous itemized deduction for unreimbursed expenses has been eliminated, the tax code still excludes from tax the employer reimbursements of employee business expenses under an **accountable plan**. Accountable reimbursement plans provide assurance that churches bear the costs of operating, rather than clergy and other employees bearing these costs to their financial detriment.

To be accountable, a church's reimbursement arrangement must comply with all four of the following rules:

1. Expenses must have a business connection – that is, the reimbursed expenses must represent ordinary and necessary expenses incurred by an employee while performing services for the employer.
2. Employees are only reimbursed for expenses for which they provide adequate accounting within a reasonable period of time (not more than 60 days after an expense is incurred).
3. Employees must return any excess reimbursement or allowance within a reasonable period of time (not more than 120 days after an excess reimbursement is paid).
4. The income tax regulations caution that in order for an employer's reimbursement arrangement to be accountable, it must meet a reimbursement requirement in addition to the three requirements summarized above. The reimbursement requirement means that an employer's reimbursements of an employee's business expenses come out of the employer's funds and not by reducing the employee's salary.

❖ **KEY POINT:** Reimbursements of business expenses under an accountable arrangement are not reported as taxable income on an employee's *Form W-2* or *Form 1040*, and there are no deductions to claim. In effect, the employee is reporting to the church rather than to the IRS. This often translates into significant tax savings for the employee.

An **accountable** reimbursement arrangement should be established by the church board or congregation in an appropriate resolution. Be sure to condition the reimbursement of any expense on adequate substantiation. This will include written evidence for all expenses and receipts for most expenses of \$75 or more and for all lodging expenses, no matter the amount. For most expenses, the evidence must substantiate the amount, date, place, and business nature of each expense. The key point is this: A church must require the same degree of substantiation as would be required for a deduction on the minister's income tax return. The provision of this arrangement also provides a way for a church to define what expenses will be reimbursed in addition to how the above requirements must be met.

Churches occasionally reimburse ministers for **non-business** expenses. Such reimbursements, though they require an accounting, ordinarily must be included in the minister's wages for income tax reporting purposes, and they are not deductible by the minister. Instead, the entire amount of these reimbursements must be reported as taxable income on the minister's *Form W-2* and *Form 1040*. For example, reimbursing the travel costs associated with the minister's spouse to travel with the minister is a non-business expense, even if

the church requires the spouse to accompany the minister for accountability purposes. The reimbursement of the travel expenses would be taxable to the minister.

Flexible Spending Accounts

A health flexible spending account (FSA) allows an employee to be reimbursed for medical expenses. FSAs are usually funded through voluntary salary reduction agreements with one's employer operated through a qualifying section 125 plan (also known as a cafeteria plan). No payroll taxes are deducted from employee contributions. The employer also may contribute.

FSAs have several benefits, including the following: (1) Employer contributions can be nontaxable; (2) No payroll taxes are deducted from employee contributions; (3) Withdrawals may be tax-free if used to pay qualified medical expenses; (4) Employees can withdraw funds from an FSA to pay qualified medical expenses even if they have not placed the funds in the account.

Generally, distributions from an FSA must be paid to reimburse the employee for qualified medical expenses. Qualified medical expenses are those incurred by an employee, or the employee's spouse and certain dependents (including a child under age 27 at the end of the year). Employees must be able to receive the total amount they have elected to contribute for the year at any time during the year, regardless of the amount they have actually contributed.

FSAs are "use-it-or-lose-it" plans. This means that amounts in the account at the end of the plan year cannot be carried over to the next year. However, the plan can provide for either a grace period of up to 2½ months after the end of the plan year or a carryover of an amount not to exceed a certain dollar amount. If there is a grace period, any qualified medical expenses incurred in that period can be paid from any amounts left in the account at the end of the previous year. If the plan allows for the option of rolling a set amount from one year to the following year, the limit for 2023 to 2024 plan years is \$610. In 2024, this amount increases to \$640. An employer is not permitted to refund any part of the balance to the employee.

The maximum amount available for reimbursement of incurred medical expenses of an employee and the employee's dependents under an FSA cannot exceed \$3,050 for 2023 and \$3,200 for 2024.

Note that the Affordable Care Act (ACA) prohibits employers from using an FSA to pay for, or reimburse, the cost of individually owned health insurance policies with pre-tax dollars.

❖ **KEY POINT:** Non-prescription medicines (other than insulin) do not qualify as an expense for FSA purposes unless they are prescribed by a doctor.

Section 403(b) Retirement Plans

A 403(b) plan, also known as a tax-sheltered annuity or retirement income account, is a retirement plan for certain employees of churches and other tax-exempt organizations. These plans have the following tax benefits: (1) Employees do not pay income tax on allowable contributions until they begin making withdrawals from the plan, usually after they retire. Note, however, that lay employees must pay FICA taxes made under a salary reduction agreement on their contributions to a 403(b) plan. Due to a differing definition of taxable income for self-employment tax, clergy do not pay self-employment tax on their elective deferrals into the 403(b) plan. (2) Earnings and gains on amounts in an employee's 403(b) account are not taxed until they are withdrawn. (3) Employees may be eligible to claim the retirement savings contributions credit (Saver's Credit) for elective deferrals contributed to a 403(b) account. (4) Within limits, a portion or all of the retirement distributions from the 403(b) plan may be designated as housing allowance for ministers participating in church plans who are still credentialed ministers during retirement years.

There are dollar limits on the contributions that can be made to a 403(b) account each year. If contributions made to a 403(b) account are more than these contribution limits, penalties may apply. Generally, annual contributions to a 403(b) plan cannot exceed either the limit on annual additions or the limit on elective deferrals. However, there are special catch-up elections that allow for greater contributions. See *IRS Publication 571* for details.

COMPLYING WITH FEDERAL PAYROLL TAX REPORTING OBLIGATIONS

Step 1. Obtain an employer identification number (EIN) from the federal government if this has not been done.

This number must be recorded on some of the forms listed below and is used to reconcile a church's deposits of withheld taxes with the *Forms W-2* it issues to employees. The employer identification number (EIN) is a nine-digit number that looks like this: 00-0246810. If your church does not have an EIN, you may apply for one online. Go to the IRS website at *IRS.gov* for information. You may also apply for an EIN by submitting the *Form SS-4* by fax or mail to the IRS. You should have only one EIN. A church should not use the EIN of another church or organization, even if the church is part of a denominational ruling.

✦ **KEY POINT:** An EIN is not a tax exemption number and has no relation to your nonprofit corporation status. It merely identifies you as an employer subject to tax withholding and reporting and ensures that your church receives proper credit for payments of withheld taxes.

✦ **KEY POINT:** Each EIN has a responsible party attached to it. This is the contact person the IRS associates with the organization. IRS regulations now require EIN holders to update responsible party information within 60 days of any change by filing *Form 8822-B, Change of Address or Responsible Party – Business*. Due to continual changing leadership, most churches need to file this form to update the information with the IRS. Churches may also need to file the form each time there is a change in the position reported.

Step 2. Determine whether each church worker is an employee or self-employed.

In some cases, it is difficult to determine whether a particular worker is an employee or is self-employed. If in doubt, churches should treat a worker as an employee since substantial penalties can be assessed against a church for treating a worker as self-employed whom the IRS later reclassifies as an employee. In general, a self-employed worker is one who is not subject to the control of an employer with respect to how a job is to be done. Further, a self-employed person typically is engaged in a specific trade or business and offers his or her services to the general public.

The IRS and the courts have applied various tests to assist in classifying a worker as an employee or self-employed. Factors that tend to indicate employee status include the following:

- The worker is required to follow an employer's instructions regarding when, where, and how to work.
- The work performed is a part of the employer's usual course of business.
- The worker receives on-the-job training from an experienced employee.
- The worker is expected to perform the services personally and not use a substitute.
- The employer, rather than the worker, hires and pays any assistants.
- The worker has a continuing working relationship with the employer.
- The employer establishes set hours of work.
- The worker is guaranteed a regular wage amount for an hourly, weekly, or other period of time.
- The worker is expected to work full-time.

- The work is done on the employer's premises.
- The worker must submit regular oral or written reports to the employer.
- The worker's business expenses are reimbursed by the employer.
- The employer furnishes the worker's tools, supplies, and equipment.
- The worker does not work for other employers.
- The worker does not advertise his or her services to the general public.

Not all these factors must be present for a worker to be an employee. But if most of them apply, the worker is an employee. The most important factors are the first two listed because they indicate an extensive amount of control over the worker and that the worker is needed for the general operations of the business to work. Once again: If in doubt, treat the worker as an employee.

✦ **KEY POINT:** Some fringe benefits are nontaxable only when received by employees.

Step 3. Obtain the Social Security number (SSN) for each worker.

After determining whether a worker is an employee or self-employed, you must obtain the worker's Social Security number (SSN). A worker who does not have an SSN can obtain one by filing *Form SS-5*. This is a Social Security Administration (SSA) form, not an IRS form. If a self-employed worker performs services for your church (and earns at least \$600 for the year) but fails to provide you with his or her SSN, then the church is required by law to withhold a specified percentage of compensation as backup withholding. The backup withholding rate is 24% for 2024.

A self-employed person can stop backup withholding by providing the church with a correct SSN.

The church will need the correct number to complete the worker's *Form 1099-NEC* (discussed later).

Churches can be penalized if the SSN they report on a *Form 1099-NEC* is incorrect, unless they have exercised due diligence. A church will be deemed to have exercised due diligence if it has self-employed persons provide their SSNs using *Form W-9*. It is a good idea for churches to present self-employed workers (e.g., guest speakers, contract laborers) with a *Form W-9* and to backup withhold unless the worker returns the form. The church should retain each *Form W-9* to demonstrate its due diligence.

All taxes withheld through backup withholding must be reported to the IRS on *Form 945*. *Form 945* for 2023 must be

filed with the IRS by January 31, 2024. However, if you made deposits on time in full payment of the taxes for the year, you may file the return by February 12, 2024.

❖ **KEY POINT:** Many times churches will host guest speakers or other workers from other countries. Nonresident aliens are not taxed in the same manner as U.S. citizens. While they are not subject to the above rules, they are subject to other mandatory reporting and withholding rules. Prior to making payments, churches should seek professional assistance in determining the applicable reporting and withholding rules for payments made to workers from other countries.

Step 4. Have each employee complete a *Form W-4*.

Employees, except for ministers, need to provide their employer with a *Form W-4* to enable the employer to know how much income tax to withhold from their pay. Ministers may provide a *Form W-4* if they elect to have federal income tax withheld from their pay. In the past, withholding was based on the number of allowances an employee claimed on *Form W-4*. The IRS made major changes to *Form W-4* for tax year 2020 and future years. Most importantly, withholding allowances are no longer used to determine the amount of taxes at all. To provide maximum accuracy, employees are encouraged to use the Tax Withholding Estimator available at [IRS.gov/W4app](https://www.irs.gov/W4app).

Step 5. Compute each employee's taxable wages.

The amount of taxes that a church should withhold from an employee's wages depends on the amount of the employee's wages and the information contained on his or her *Form W-4*. A church must determine the wages of each employee that are subject to withholding. Wages subject to federal withholding include pay given to an employee for services performed. The pay may be in cash or in other non-cash forms. Measure pay that is not in money (such as property) by its fair market value and not the cost to the church. Wages often include several items in addition to salary. (There is a comprehensive list of examples in Step 10.)

Step 6. Determine the amount of income tax to withhold from each employee's wages.

The way employers determine federal income tax withholding changed with the reformatting of *Form W-4* (Employee's Withholding Certificate) in 2020. Employers use IRS *Publication 15-T* to determine the amount of federal income tax to withhold from their employees' wages.

Employees request adjustments to their withholding using *Form W-4*, to provide employers with amounts to increase or reduce taxes and amounts to increase or decrease the amount of wage income subject to income tax withholding. The computations described in IRS *Publication 15-T* allow employers to figure withholding, regardless of whether the

employee provided a *Form W-4* in an earlier year or provides the new version of *Form W-4* in 2024. IRS *Publication 15-T* also allows employers to figure withholding based on their payroll system (automated or manual) and withholding method of choice.

IRS *Publication 15-T* describes five methods for determining the amount of income taxes to be withheld from an employee's wages in 2024. The appropriate method depends on whether the employee's *Form W-4* was provided before 2020 when changes were initiated:

1. Percentage method tables for automated payroll systems
2. Wage bracket method tables for manual payroll systems with *Forms W-4* from 2020 or later
3. Wage bracket method tables for manual payroll systems with *Forms W-4* from 2019 or earlier
4. Percentage method tables for manual payroll systems with *Forms W-4* from 2020 or later
5. Percentage method tables for manual payroll systems with *Forms W-4* from 2019 or earlier

❖ **KEY POINT:** The IRS asserts that the current method for computing withheld taxes is allegedly simpler. But many employers believe the opposite is true. Fortunately, the IRS provides an online withholding estimator at [IRS.gov/W4App](https://www.irs.gov/W4App) to assist employees in determining the amount to include on the *Form W-4*.

Wages paid to a minister as compensation for ministerial services are exempt from income tax withholding. However, ministers who report their income taxes as employees can enter into a voluntary withholding arrangement with their church. Under such an arrangement, the church withholds federal income taxes from the minister's wages as if the minister's wages are not exempt from withholding. Some ministers find voluntary withholding attractive since it avoids the often-difficult task of budgeting for four significant estimated tax payments.

A minister may initiate voluntary withholding by providing the church with a completed *Form W-4*. The filing of this form is deemed to be a request for voluntary withholding. A minister may also request an amount of withholding through any other written instruction.

Voluntary withholding arrangements may be terminated at any time by either the church or minister, or by mutual consent.

The tax code specifies that ministers are self-employed for Social Security with respect to services performed in the exercise of ministry. Therefore, a church whose minister elects voluntary withholding is only obligated, and may only agree, to withhold the minister's federal income taxes. The minister

is still required to use the estimated tax procedure to report and prepay SECA taxes. However, ministers electing voluntary withholding can indicate on Line 4c (2023 and 2024 *Form W-4*) that they want an additional amount of income taxes to be withheld from each pay period that will be sufficient to pay the estimated self-employment tax liability by the end of the year. This additional withholding of income taxes becomes a credit that can be applied against a minister's SECA taxes on *Form 1040*. It is reported by the church as additional income taxes withheld on its quarterly *Form 941*. Many churches incorrectly report these additional withholdings as FICA taxes.

Since any tax paid by voluntary withholding is deemed to be evenly paid throughout the tax year, a minister who pays SECA taxes using this procedure may not be liable for any underpayment penalty, assuming that a sufficient amount of taxes is withheld.

Step 7. Withhold Social Security and Medicare (FICA) taxes from non-minister employees' wages.

Employees and employers each pay FICA taxes equal to 7.65% of an employee's wages when wages paid are \$100 or more in a calendar year (for a total of 15.3%). The 7.65% tax rate is comprised of two components: (1) a Medicare hospital insurance (HI) tax of 1.45%, and (2) an old age, survivor and disability (Social Security) tax of 6.2%. There is no maximum amount of wages subject to the HI tax. For 2023, the maximum wages subject to the Social Security tax (the 6.2% amount) was \$160,200. It increases to \$168,600 for 2024.

The employee portion of the HI tax is increased by an additional tax of 0.9% on wages received in excess of \$200,000. (This tax is not matched by the employer.) This additional tax is required to be withheld once wages paid to a non-minister employee reach \$200,000. However, unlike the general 1.45% HI tax on wages, this additional tax is on the combined wages of the employee and the employee's spouse in the case of a joint return. The threshold amount is \$250,000 in the case of a joint return or surviving spouse, and \$200,000 for single persons. The \$250,000 and \$200,000 amounts are not adjusted for inflation and remain the same for 2024.

❖ **KEY POINT:** Even though the tax does not start until \$250,000 for married couples filing jointly, the withholding mandate starts with any employee's wages exceeding \$200,000. Therefore, it is possible for an employee to have the additional tax withheld but not owe the additional tax. In these instances, the additional tax withheld is treated as an additional tax payment on the employee's individual tax return. Since the tax is on combined wages for married couples filing jointly, it is also possible that the combination of wages on a couple's *Form 1040* will initiate the tax even though there has not been any associated withholding of the tax.

The Social Security tax rates for 2023 and 2024 are shown in the following table:

Year	Tax on Employee	Tax on Employer	Combined Tax
2023	7.65%	7.65%	15.3%
2024	7.65%	7.65%	15.3%

❖ **KEY POINT:** Federal law allowed churches that had non-minister employees as of July 1984 to exempt themselves from the employer's share of FICA taxes by filing a *Form 8274* with the IRS by October 31, 1984. Many churches did so. The exemption was available only to those churches that were opposed for religious reasons to the payment of Social Security taxes. (Prior to 1984, nonprofit organizations, including churches, did not participate in the Social Security system.) The effect of such an exemption is to treat all non-minister church employees as self-employed for Social Security purposes. Such employees must pay SECA taxes if they are paid \$108.28 or more for the year. Churches hiring their first non-minister employee after 1984 have until the day before the due date for their first quarterly *Form 941* to file the exemption application. Churches can revoke their exemption by filing a *Form 941* accompanied by full payment of FICA taxes for that quarter. Many churches have done so, often inadvertently.

Step 8. The church must deposit the taxes it withholds.

Churches accumulate three kinds of federal payroll taxes:

1. Income taxes withheld from employees' wages
2. The employees' share of FICA taxes (withheld from employees' wages)
3. The employer's share of FICA taxes

Most employers must deposit payroll taxes on a monthly or semiweekly basis. An employer's deposit status is determined by the total taxes reported in a four-quarter lookback period. For 2024, the lookback period will be July 1, 2022, through June 30, 2023.

Monthly Deposit Rule. Churches that reported payroll taxes of \$50,000 or less in the lookback period will deposit their withheld taxes for 2024 on a monthly basis. Payroll taxes withheld during each calendar month, along with the employer's share of FICA taxes, must be deposited by the fifteenth day of the following month.

Semiweekly Deposit Rule. Churches that reported payroll taxes of more than \$50,000 in the lookback period must deposit their withheld taxes on a semiweekly basis. This means that for paydays falling on Wednesday, Thursday,

or Friday, the payroll taxes must be deposited on or by the following Wednesday. For all other paydays, the payroll taxes must be deposited on the Friday following the payday.

\$100,000 Next-Day Deposit Rule. Regardless of whether a church is a monthly schedule depositor or a semiweekly schedule depositor, if accumulated taxes withheld reach \$100,000 or more on any day during a deposit period, the church must deposit the taxes by the next business day. Additionally, any employer subject to this deposit rule becomes a semiweekly depositor for the remainder of the calendar year and the following calendar year.

Payment with return rule. If you accumulate less than a \$2,500 tax liability during the current or previous quarter, you may make a payment with *Form 941* instead of depositing monthly. See *IRS Publication 15* for more information.

✪ **KEY POINT:** All deposits must be made using the Electronic Federal Tax Payment System® (EFTPS). There are penalties for depositing late, or for mailing payments directly to the IRS that are required to be deposited, unless you have reasonable cause for doing so. To enroll in EFTPS, call 1-800-555-4477, or to enroll online, visit *EFTPS.gov*. If you do not want to use EFTPS, you can arrange for your tax professional, financial institution, payroll service, or other trusted third party to make deposits on your behalf.

✪ **KEY POINT:** New churches in their first year of existence are treated as monthly depositors unless the \$100,000 Next-Day Deposit Rule applies. Additionally, new churches indicating they will be making payroll tax deposits, are pre-enrolled in EFTPS and should receive a letter with their four-digit EFTPS PIN.

Step 9. All employers subject to income tax withholding, FICA taxes, or both, must file *Form 941* quarterly.

Form 941 reports the number of employees and the amount of FICA taxes and withheld income taxes that are payable. *Form 941* is due on the last day of the month following the end of each calendar quarter.

Quarter	Ending	Due Date of <i>Form 941</i>
1st (January-March)	March 31	April 30
2nd (April-June)	June 30	July 31
3rd (July-September)	September 30	October 31
4th (October-December)	December 31	January 31

If any due date for filing shown above falls on a Saturday, Sunday, or legal holiday, you may file your return on the next business day.

Form 941 may be filed electronically through a tax professional or payroll provider, or by utilizing an IRS-approved software.

For more information, visit the IRS website at *IRS.gov/businesses/e-file-employment-tax-forms*.

✪ **KEY POINT:** *Form 944* replaces *Form 941* for eligible small employers. The purpose of *Form 944* is to reduce the burden on the smallest employers by allowing them to file their employment tax returns annually, and in most cases pay the employment tax due with their return. Generally, you are eligible to file this form only if your payroll taxes for the year are \$1,000 or less. Do not file *Form 944* unless the IRS has sent your church a notice telling you to file it. If a church believes it is eligible for this filing, it may contact the IRS and request a change in its filing requirements.

Step 10. Prepare a *Form W-2* for every employee, including ministers, employed by the church.

A church reports each employee's taxable income and withheld income taxes as well as FICA taxes on this form. A church should furnish *Copies B, C, and 2* of the 2023 *Form W-2* to each employee by January 31, 2024. File *Copy A* with the SSA by January 31, 2024. If filing paper copies, send all *Copies A* with *Form W-3* (Transmittal of Wage and Tax Statements). If a church files 10 or more forms of any combination of *Form W-2* or *1099*, it must submit the forms electronically beginning with the 2023 filings due January 31, 2024. Churches new to the electronic filing requirements may be able to utilize the SSA's Business Services Online option to electronically file the forms.

✪ **KEY POINT:** Be sure to add cents to all amounts. Make all dollar entries without a dollar sign and comma but with a decimal point and cents. For example, \$1,000 should read "1000.00". Government scanning equipment assumes that the last two figures of any amount are cents. If you report \$40,000 of income as "40000", the scanning equipment would interpret this as 400.00 (\$400)!

You may need some assistance with some of the boxes on the *Form W-2*. Consider the following:

Box a. Report the employee's SSN. If you do not provide the correct employee's name and SSN on *Form W-2*, you may owe a penalty unless you have reasonable cause. Insert "applied for" if an employee does not have an SSN but has applied for one. If you are filing the forms electronically, you will need to leave the box blank as most systems will not accept "applied for". Additionally, most systems may not allow the box to be blank, so steps should be taken to avoid this situation.

Box b. Insert your church's federal EIN. This is a nine-digit number that is assigned by the IRS. (See previous section on obtaining an EIN if you do not have one.) Some churches have more than one EIN (for example, some churches that operate a private school have a number for both the church and the school). Be sure that the EIN listed on an employee's *Form W-2* is the one associated with the employee's actual employer.

❖ **KEY POINT:** A church should not have more than one EIN. If your church has more than one, then steps should be taken to bring all payroll reporting under one number and discontinue the use of the second number.

Box c. Enter your church's name, address, and ZIP Code. This should be the same address reported on your *Form 941*.

Box d. You may use this box to identify individual *Forms W-2*. You are not required to use this box.

Box e. Enter the employee's name.

Box f. Enter the employee's address and ZIP Code.

Box 1. Report all federal taxable wages paid to workers who are treated as employees for federal income tax reporting purposes. This includes:

- Salary, bonuses, prizes, and awards.
- Taxable fringe benefits (including the cost of employer-provided group term life insurance coverage that exceeds \$50,000).
- The value of the personal use of an employer-provided car.
- Most Christmas, birthday, anniversary, retirement, and other special occasion gifts (including "love" gifts) paid for by the church.
- Business expense reimbursements paid under a non-accountable plan (one that does not require substantiation of business expenses within a reasonable time or does not require excess reimbursements to be returned to the church or reimburses expenses out of salary reductions). Also note that such reimbursements are subject to income tax and Social Security withholding if paid to non-minister employees.
- Generally, payments made under an accountable plan are excluded from the employee's gross income and are not reported on *Form W-2*. However, if you pay a per diem or mileage allowance and the amount paid for substantiated miles or days traveled exceeds the amount treated as substantiated under IRS rules, you must report as wages on *Form W-2* the amount in excess of the amount treated as substantiated. The excess amount is subject to income tax withholding and FICA taxes (or railroad retirement taxes, if applicable). Report the amount treated as substantiated (that is, the nontaxable portion) in Box 12 using code L.

- Moving expenses and expense reimbursements (except for reimbursements of the travel expenses of members of the U.S. armed forces on active duty).
- Any portion of a minister's SECA taxes paid by the church.
- Amounts includible in income under a nonqualified deferred compensation plan (NQDC) because of section 409A.
- Designated Roth contributions made under a section 403(b) salary reduction agreement.
- Church reimbursements of a spouse's travel expenses incurred while accompanying a minister on a business trip represent income to the minister unless the spouse's presence serves a legitimate and necessary business purpose and the spouse's expenses are reimbursed by the church under an accountable plan.
- Churches that make a below-market loan to a minister of at least \$10,000 create taxable income for the minister (some exceptions apply). A below-market loan is a loan on which no interest is charged, or on which interest is charged at a rate below the applicable federal rate.
- Churches that forgive a minister's debt to the church create taxable income for the minister.
- Severance pay.
- Payment of a minister's personal expenses by the church.
- Employee contributions to a health savings account (HSA) unless contributed through a section 125 cafeteria plan.
- Employer contributions to an HSA if includible in the income of the employee.
- Employee contributions toward group health insurance premiums unless they are contributed through a section 125 cafeteria plan.

For ministers who report their income taxes as employees, do not report in Box 1 the annual fair rental value of a parsonage or any portion of a minister's compensation that was designated (in advance) as a housing allowance by the church. Also, some contributions made to certain retirement plans out of an employee's wages are not reported. If the nontaxable portion of a housing allowance (the lesser of actual expenses or the fair rental value plus utilities) is less than the church-designated allowance, it is the minister's responsibility to report the excess housing allowance as additional income on Line 1 of his *Form 1040* (if an employee) or on *Schedule C* (if self-employed; however, such a status would be rare).

▲ CAUTION: Taxable fringe benefits not reported as income in Box 1 may constitute an automatic excess benefit transaction exposing the recipient and members of the church board to intermediate sanctions in the form of substantial excise taxes.

✦ **KEY POINT:** Churches should not include in Box 1 the annual fair rental value of a parsonage or housing allowance provided to a minister as compensation for ministerial services.

Box 2. List all federal income taxes withheld from the employee's wages. The amounts reported in this box (for all employees) should correspond to the amount of withheld income taxes reported on your four quarterly *Forms 941*.

Box 3. Report an employee's wages subject to the Social Security component (the 6.2% rate for 2023) of FICA taxes. Box 3 should not list more than the maximum wage base for the Social Security component of FICA taxes (\$160,200 for 2023, \$168,600 for 2024). This box usually will be the same as Box 1 but not always. For example, certain retirement contributions are included in Box 3 that are not included in Box 1. To illustrate, contributions to a 403(b) plan by salary reduction agreement may be excludable from income and not reportable in Box 1, but they are subject to FICA taxes and accordingly, they represent Social Security and Medicare wages for non-minister employees.

✦ **KEY POINT:** Remember that ministers (including those who report their income taxes as employees) are self-employed for Social Security with respect to their ministerial services, and so they pay SECA taxes rather than the employee's share of FICA taxes. There should never be any amounts in Boxes 3, 4, 5, or 6 on a minister's *Form W-2*.

Churches that filed a timely *Form 8274*, exempting themselves from the employer's share of FICA taxes do not report the wages of non-minister employees in this box since such employees are considered self-employed for Social Security purposes.

Box 4. Report the Social Security component (6.2%) of FICA taxes withheld from a non-minister employee's wages. This tax is imposed on all wages up to a maximum of \$160,200 for 2023 and \$168,600 for 2024. Do not report the church's portion (the employer's share) of FICA taxes. Ministers who report their income taxes as employees are still treated as self-employed for Social Security with respect to compensation from the performance of ministerial services. For ministers, this box should be left blank.

Box 5. Report a non-minister employee's current and deferred (if any) wages subject to the Medicare component (1.45%) of FICA taxes. This will be an employee's entire wages regardless of the amount. There is no ceiling. For persons earning less

than the annual maximum earnings subject to the 6.2% Social Security tax of \$160,200 for 2023 (\$168,600 for 2024), Boxes 3 and 5 both should show the same amount. If you paid more than \$160,200 to a non-minister employee in 2023, Box 3 should show \$160,200 and Box 5 should show the full amount of wages paid.

Box 6. Report the Medicare component of FICA taxes withheld from the non-minister employee's wages. This tax is imposed on all wages, current and deferred (if any), regardless of amount. The box will also include the additional Medicare tax withheld on wages greater than \$200,000 and previously discussed. For ministers, this box should be left blank.

Box 10. Show the total dependent care benefits under a dependent care assistance program (section 129) paid or incurred by you for your employee. Include the fair market value of employer-provided daycare facilities and amounts paid or incurred for dependent care assistance through a section 125 cafeteria plan. Report all amounts paid or incurred including those in excess of the \$5,000 exclusion. Include any amounts over \$5,000 in Boxes 1, 3, and 5. For more information, see IRS *Publication 15-B*.

Box 11. The purpose of Box 11 is for the SSA to determine if any part of the amount reported in Box 1 or Boxes 3 or 5 was earned in a prior year. The SSA uses this information to verify that they have properly applied the Social Security earnings test and paid the correct amount of benefits. Report distributions to an employee from a non-qualified plan in Box 11. Also report these distributions in Box 1. Under non-qualified plans, deferred amounts that are no longer subject to a substantial risk of forfeiture are taxable even if not distributed. Report these amounts in Box 3 (up to the Social Security wage base) and Box 5. Do not report in Box 11 deferrals included in Box 3 or Box 5 and deferrals for current year services (such as those with no risk of forfeiture).

If you made distributions and also are reporting any deferrals in Box 3 or Box 5, do not complete Box 11. See IRS *Publication 957*.

Unlike qualified plans, non-qualified plans do not meet the qualification requirements for tax-favored status. Non-qualified plans include those arrangements traditionally viewed as deferring the receipt of current compensation, such as a rabbi trust. Welfare benefit plans and plans providing termination pay, or early retirement pay, are not generally non-qualified plans.

✦ **KEY POINT:** Non-qualified retirement plans are subject to many difficult technical rules and substantial penalties for compliance failures. Additional information is available in IRS *Publication 15* and IRS *Publication 957*, but qualified professional guidance is also recommended.

Box 12. Insert the appropriate code and dollar amount in this box. Insert the code letter followed by a space and then insert the dollar amount on the same line within the box. Do not enter more than four codes in this box. If more space is needed, use another *Form W-2*. Use capital letters for the codes and remember not to use dollar signs or commas. For example, to report a \$3,000 contribution to a section 403(b) tax sheltered annuity, you would report "E 3000.00" in this box. The codes are as follows:

A – This will not apply to church employees.

B – This will not apply to church employees.

C – You (the church) provided your employee with more than \$50,000 of group term life insurance. Report the cost of coverage in excess of \$50,000. It should also be included in Box 1 (and in Boxes 3 and 5 for non-minister employees).

D – Generally not applicable to churches; however, some churches have adopted 401(k) plans and would use this box to report elective deferrals into those plans.

E – The church made contributions to a 403(b) plan pursuant to a salary reduction agreement on behalf of the employee. Report the amount of the contributions. While this amount ordinarily is not reported in Box 1, it is included in Boxes 3 and 5 for non-minister employees since it is subject to FICA taxes with respect to such workers.

F – Generally not applicable to churches.

G – Generally not applicable to churches.

H – Generally not applicable to churches.

J – You (the church) are reporting sick pay. Show the amount of any sick pay that is not includible in the employee's income because he or she contributed to the sick pay plan.

K – Generally not applicable to churches.

L – You (the church) reimbursed the employee for employee business expenses using the standard mileage rate or the per diem rates, and the amount you reimbursed exceeds the amounts allowed under these methods. Enter code "L" in Box 12, followed by the amount of the reimbursements that equals the allowable standard mileage or per diem rates. Any excess should be included in Box 1. For non-minister employees, report the excess in Box 3 (up to the Social Security wage base) and Box 5 as well. Do not include any per diem or mileage allowance reimbursements for employee business expenses in Box 12 if the total reimbursements are less than or equal to the amount deemed substantiated under the IRS-approved standard mileage rate or per diem rates.

M, N – Generally not applicable to churches.

P – Not applicable to churches.

Q – Generally not applicable to churches.

R – Report employer contributions to a medical savings account on behalf of the employee. Any portion that is not excluded from the employee's income also should be included in Box 1.

S – Report employee salary reduction contributions to a SIMPLE individual retirement account. However, if the SIMPLE account is part of a 401(k) plan, use code D.

T – Report amounts paid (or expenses incurred) by an employer for qualified adoption expenses furnished to an employee under an adoption assistance program that are not included in Box 1.

V – Generally not applicable to churches.

W – Report employer contributions to an HSA. Include amounts the employee elected to contribute using a cafeteria plan.

Y – It is no longer necessary to report deferrals under a section 409A NQDC plan in Box 12 using code Y.

Z – Report all amounts deferred (including earnings on deferrals) under a NQDC plan that are included in income under section 409A of the tax code because the NQDC fails to satisfy the requirements of section 409A. Do not include amounts properly reported on *Forms 1099-NEC* or *W-2* for a prior year. Also, do not include amounts considered to be subject to a substantial risk of forfeiture for purposes of section 409A. The amount reported in Box 12 using code Z is also reported in Box 1.

AA – Generally not applicable to churches unless a church operates a 401(k) plan.

BB – Report designated Roth contributions under a section 403(b) salary reduction agreement. Do not use this code to report elective deferrals under code E.

DD – The ACA requires employers to report the cost of coverage under an employer-sponsored group health plan. *IRS Notice 2011-28* provided relief for smaller employers filing fewer than 250 *Forms W-2* by making the reporting requirement optional for them until further guidance is issued by the IRS. The reporting under this provision is for information only; the amounts reported are not included in taxable wages and are not subject to new taxes.

EE – Generally not applicable to churches.

FF – Use this code to report the total amount of permitted benefits under a Qualified Small Employer Health Reimbursement Arrangement (QSEHRA). The maximum

reimbursement for an eligible employee under a QSEHRA for 2023 is \$5,850 (\$11,800 if it also provides reimbursements for family members). Report the amounts of payments and reimbursements the employee is entitled to receive under the QSEHRA for the calendar year, not the amount the employee actually receives. For example, a QSEHRA provides a permitted benefit of \$3,000. If the employee receives reimbursements of \$2,000, report a permitted benefit of \$3,000 in Box 12 with code FF.

Box 13. Check the appropriate box.

- **Statutory employee.** Churches rarely if ever have statutory employees. These include certain drivers, insurance agents, and salespersons.
- **Retirement plan.** Mark this checkbox if the employee was an active participant (for any part of the year) in any of the following: (1) a qualified pension, profit-sharing, or stock bonus plan described in section 401(a) (including a 401(k) plan); (2) an annuity contract or custodial account described in section 403(b); (3) a simplified employee pension (SEP) plan; or (4) a SIMPLE retirement account.
- **Third-party sick pay.** Generally not applicable to churches.

Box 14. This box is optional. Use it to provide information to an employee. Some churches report a church-designated housing allowance in this box. The IRS uses Box 14 for this purpose in a comprehensive minister tax example in the current edition of its IRS *Publication 517*, but this is not a requirement.

§ TAX TIP: The IRS has provided the following suggestions to reduce the discrepancies between amounts reported on *Forms W-2, W-3, and Form 941*: First, be sure the amounts on *Form W-3* are the total amounts from *Forms W-2*. Second, reconcile *Form W-3* with your four quarterly *Forms 941* by comparing amounts reported for: (1) Income tax withholding (Box 2). (2) Social Security and Medicare wages (Boxes 3, 5, and 7). (3) FICA taxes (Boxes 4 and 6). Amounts reported on *Forms W-2, W-3, and 941* may not match for valid reasons. If they do not match, you should determine that the reasons are valid. The SSA will issue an inquiry notice when these amounts do not match.

Step 11. Prepare a Form 1099-NEC for every self-employed person receiving non-employee compensation of \$600 or more.

By January 31, 2024, churches must furnish *Copy B* of *Form 1099-NEC* (Non-employee Compensation) to any self-employed person to whom the church paid non-employee compensation of \$600 or more in 2023. This form (rather than a *Form W-2*) should be provided to clergy who report their federal income taxes as self-employed, since the U.S. Tax Court and the IRS have both ruled that a worker who receives a *Form W-2* rather than a *Form 1099-NEC* is presumed to be

an employee rather than self-employed. The reverse is also true. When a worker receives a *Form 1099-NEC*, rather than a *Form W-2*, the worker is presumed not to be an employee and is ineligible for favorable tax treatment of employer-provided benefits. For example, a minister reported on a *Form 1099-NEC* may not exclude from income the value of church-provided health insurance. Other persons to whom churches may be required to issue a *Form 1099-NEC* include evangelists, guest speakers, and contractors.

§ TAX TIP: Churches should not only look at payments to individuals for *Form 1099-NEC* reporting. Payments to limited liability companies (LLC) and partnerships are also subject to reporting on *Form 1099-NEC*. Payments to attorneys of \$600 or more are reportable even if the law firm is incorporated. These payees are often overlooked when preparing *Form 1099-NEC*.

Whether filing paper forms or electronically, the forms are due to the IRS by January 31, 2024. Churches must send the actual red copies of *Copy A* of *Forms 1099-NEC*, along with *Form 1096* if submitting paper forms. Effective for the filing of 2023 reporting forms, the forms must be filed electronically if the church is filing 10 or more reporting forms of any type, including *Forms W-2, 1099-NEC, and 1099-MISC*.

§ TAX TIP: The IRS' Information Return Intake System (IRIS) is available for the 2023 tax year filings. It allows employers to file electronically without special software. Filing electronically is a more secure option than submitting paper returns to the IRS and is required for the majority of employers for the 2023 tax year. IRIS is a free system, but employers must apply to be able to use it.

To illustrate, if a guest speaker visited a church in 2023 and received compensation from the church in the amount of \$600 or more (net of any housing allowance or travel expenses reimbursed under an accountable plan), then the church must issue the person *Copy B* of *Form 1099-NEC* by January 31, 2024.

Exceptions apply. For example, a church need not issue a *Form 1099-NEC* to a corporation (other than to attorneys that are incorporated), or to a person who will be receiving a *Form W-2* for services rendered to the church (all income should be reported on the *Form W-2*). Also, travel expense reimbursements paid to a self-employed person under an accountable reimbursement plan do not count toward the \$600 figure. Additionally, if supplies are purchased from a self-employed person, the amount does not count toward the \$600 filing limit if the amount for the supplies has been separately stated on the invoice from the contractor.

To complete *Form 1099-NEC*, the church will need to obtain the recipient's name, address, and SSN. Churches should obtain this information at the time of the person's visit since it often can be difficult to obtain the necessary information at a later

date. IRS Form W-9 can be used to obtain this information. If a self-employed person who is paid \$600 or more during the course of a year by a church refuses to provide an SSN, then the church is required to withhold a percentage of the person's total compensation as backup withholding. See Step 3 above. The backup withholding rate is 24% for 2024.

OTHER IMPORTANT REQUIREMENTS FOR CHURCHES

Reporting Group Term Life Insurance

You must include in the income of employees an imputed cost of employer-provided group term life insurance coverage (including death benefits under the Benefits Plan) that exceeds \$50,000. You must also include the imputed cost of all employer-provided group term life insurance on the life of a spouse or dependent if the coverage provided exceeds \$2,000. The imputed cost can be determined according to the following table.

Cost Per \$1,000 of Protection for 1-Month Period

Age Brackets	Cost
Under 25	5 cents
25–29	6 cents
30–34	8 cents
35–39	9 cents
40–44	10 cents
45–49	15 cents
50–54	23 cents
55–59	43 cents
60–64	66 cents
65–69	\$1.27
70 and above	\$2.06

❶ **EXAMPLE:** Church A pays the premiums on a \$70,000 group term insurance policy on the life of Pastor B with B's wife as beneficiary. Pastor B is 29 years old. Church A also pays the premium on a \$5,000 group term life insurance policy which covers Pastor B's wife who is 30 years old. The church would have to report \$19.20 as the imputed cost of the insurance provided to Pastor B and his wife. This amount is computed as follows: (1) For Pastor B, the table shows the cost per month for each \$1,000 of group term life insurance in excess of \$50,000. To compute the cost for Pastor B, take 6 cents x 12 months = 72 cents x 20 (corresponding to \$20,000 of group term life insurance in excess of \$50,000) = \$14.40. (2) In addition, the cost of the entire \$5,000 of insurance provided to Pastor B's wife would have to be computed. Take 8 cents x 12 months = 96 cents x 5 (corresponding to \$5,000 of group term life insurance) = \$4.80. Combine this amount with the cost of Pastor B's excess insurance to obtain the taxable

amount of \$19.20. Church A should include this amount with wages in Box 1 of Form W-2. This amount should also be reported in Box 12 and labeled code C. Any includible amount is subject to income tax as well as FICA tax withholding for non-minister church employees.

New Form I-9

U.S. Citizenship and Immigration Services (USCIS) has issued a new version of Form I-9 (Employment Eligibility Verification). Employers must use Form I-9 to verify the identity and employment authorization of their employees. USCIS made significant changes to the form and its instructions, including a checkbox to indicate that an employee's Form I-9 documentation was examined using a Department of Homeland Security (DHS)-authorized alternative procedure. Identity documentation is required to be physically examined by the employer and not collected virtually unless using a DHS-authorized alternative procedure. To utilize an alternate procedure, the church must participate in E-Verify at [E-Verify.gov](https://www.dhs.gov/e-verify).

Form I-9 with a version date of (Rev. 08/01/23) is available for use beginning August 1, 2023, and must be used. The prior version of Form I-9 (Rev. 10/21/19) was effective through October 31, 2023.

The new Form I-9 contains two sections and two supplements:

Sections

- Section 1 of the form collects, at the time of hire, identifying information about the employee (and preparer or translator if used), and requires the employee to attest to whether the employee is a U.S. citizen, noncitizen national, lawful permanent resident, or noncitizen authorized to work in the United States.
- Section 2 of the form collects, within three days of the employee's hire, identifying information about the employer and information regarding the employee's identity and employment authorization. The employee must present original documentation evidencing the employee's identity and employment authorization, which the employer must review.

Supplements

- Supplement A, Preparer and/or Translator Certification for Section 1, is completed when employees have preparers or translators assist them in completing Section 1 of Form I-9.
- Supplement B, Reverification and Rehire (formerly Section 3), is primarily used to verify the continued employment authorization of the employee. This Supplement is completed prior to the date that the employee's employment authorization or employment authorization documentation recorded in either Section 1 or Section 2 of the form expires,

if applicable. This Supplement may also be used if the employee is rehired within three (3) years of the date of the initial completion of the form and to record a name change.

Employers must maintain *Forms I-9* for as long as an individual works for the employer and for the required retention period after the termination of an individual's employment (either three (3) years after the date of hire or one (1) year after the date employment ended, whichever is later). Also, employers must make their employees' *Forms I-9* available for inspection upon request by officers of the DHS, the Immigrant and Employee Rights Section (IER) in the U.S. Department of Justice's Civil Rights Division, and the U.S. Department of Labor. An employer's failure to ensure proper completion and retention of *Forms I-9* may subject the employer to civil money penalties, and, in some cases, criminal penalties.

The newly updated *Form I-9* contains several revisions to the form and its instructions to streamline these materials and reduce employer and employee burden associated with the form. USCIS made the following updates to the *Form I-9*:

- Reduced Sections 1 and 2 to a single-sided sheet. No previous fields were removed. Rather, multiple fields were merged into fewer fields when possible.
- Moved the Section 1 Preparer/Translator Certification area to a separate, standalone supplement (Supplement A) that employers can provide to employees when necessary. Employers may attach additional supplement sheets as needed.
- Moved the Section 3 Reverification and Rehire area to a separate, standalone supplement (Supplement B) that employers can print if or when rehire occurs or reverification is required. Employers may attach additional supplement sheets as necessary.
- Removed use of "alien authorized to work" in Section 1 and replaced it with "noncitizen authorized to work" as well as clarified the difference between "noncitizen national" and "noncitizen authorized to work."
- Ensured the form can be filled out on tablets and mobile devices.
- Removed certain features to ensure the form can be downloaded easily. This also removes the requirement to enter "N/A" in certain fields.
- Updated the notice at the top of the *Form I-9* that explains how to avoid discrimination in the *Form I-9* process.
- Revised the Lists of Acceptable Documents page to include some acceptable receipts as well as guidance and links to information on automatic extensions of employment authorization documentation.

- Added a box that eligible employers must check if the employee's *Form I-9* documentation was examined under a DHS-authorized alternative procedure rather than via physical examination.

USCIS updated the following in the *Form I-9* instructions:

- Reduced the length of instructions from 15 pages to 8 pages.
- Added definitions of key actors in the *Form I-9* process.
- Streamlined the steps each actor takes to complete their section of the form.
- Added instructions for the use of the new checkbox for employers who choose to examine *Form I-9* documentation under an alternative procedure.

Beginning November 1, 2023, employers who fail to use *Form I-9* (Rev. 08/01/23) may be subject to all applicable penalties under the Immigration and Nationality Act as enforced by U.S. Immigration and Customs Enforcement (ICE).

Employers do not need to complete the new *Form I-9* (Rev. 08/01/23) for current employees who already have a properly completed *Form I-9* on file unless re-verification applies after October 31, 2023. Unnecessary verification may violate the INA's anti-discrimination provision.

Employers may download the new *Form I-9* (Rev. 08/01/23) from the USCIS website at [USCIS.gov/I-9](https://uscis.gov/I-9). Employers can order the paper *Form I-9* at [USCIS.gov/Forms/Forms-By-Mail](https://uscis.gov/Forms/Forms-By-Mail). For more information, the public can contact the USCIS Contact Center at 1-800-375-5283 or visit USCIS' I-9 Central webpage at [USCIS.gov/I-9-Central](https://uscis.gov/I-9-Central).

Annual Certification of Racial Nondiscrimination

Churches and other religious organizations that operate, supervise, or control a private school must file a certificate of racial nondiscrimination (*Form 5578*) each year with the IRS. The certificate is due by the fifteenth day of the fifth month following the end of the organization's fiscal year. This is May 15 of the following year for organizations that operate on a calendar-year basis. For example, *Form 5578* for 2023 is due May 15, 2024.

A private school is defined as an educational organization that normally maintains a regular faculty and curriculum and normally has a regularly enrolled body of pupils or students in attendance at the place where its educational activities are regularly conducted. The term includes primary, secondary, preparatory, or high schools; and it includes colleges and universities, whether operated as a separate legal entity or an activity of a church.

★ **KEY POINT:** The term “school” also includes preschools, and this is what makes the reporting requirement relevant for many churches. As many as 25% of all churches operate a preschool program.

★ **KEY POINT:** The instructions to *Form 5578* state: “Every organization that claims exemption from federal income tax under section 501(c)(3) of the *Internal Revenue Code* and that operates, supervises, or controls a private school(s) must file a certification of racial nondiscrimination. If an organization is required to file *Form 990* ... either as a separate return or as part of a group return, the certification must be made on *Schedule E (Form 990 or 990-EZ)* ... rather than on this form.”

While *Form 5578* is easy to complete, it is an attestation that the school is compliant with federal nondiscrimination requirements operationally and meets publication requirements. A church official identifies the church and the school and certifies that the school has “satisfied the applicable requirements of sections 4.01 through 4.05 of Revenue Procedure 75-50.” This reference is to the following requirements:

1. The school has a statement in its charter, bylaws, or other governing instrument, or in a resolution of its governing body, that it has a racially nondiscriminatory policy toward students.
2. The school has a statement of its racially nondiscriminatory policy toward students in all its brochures and catalogs dealing with student admissions, programs, and scholarships.
3. The school makes its racially nondiscriminatory policy known to all segments of the general community served by the school through the publication of a notice of its racially nondiscriminatory policy at least annually in: a newspaper of general circulation; through utilization of the broadcast media; or by displaying a notice of its racially nondiscriminatory policy on its primary publicly accessible internet homepage at all times during its taxable year (excluding temporary outages due to website maintenance or technical problems) in a manner reasonably expected to be noticed by visitors to the homepage.

However, such notice is not required if one or more exceptions apply. These include the following: (1) During the preceding three years, the enrollment consists of students at least 75% of whom are members of the sponsoring church or religious denomination, and the school publicizes its nondiscriminatory policy in religious periodicals distributed in the community. (2) The school draws its students from local communities and follows a racially nondiscriminatory policy toward students and demonstrates that it follows a racially nondiscriminatory policy by showing that it currently enrolls students of racial minority groups in meaningful numbers.

4. The school can demonstrate that all scholarships or other comparable benefits are offered on a racially nondiscriminatory basis.

Filing the certificate of racial nondiscrimination is one of the most commonly ignored federal reporting requirements. Churches that operate a private school (including a preschool), as well as independent schools, may obtain *Form 5578* from [IRS.gov](https://www.irs.gov).

Charitable Contribution Substantiation Rules

Several important rules apply to the substantiation of charitable contributions, including the following:

Cash Contributions. All cash contributions, regardless of amount, must be substantiated by either a bank record (such as a canceled check or clear notation on a bank statement) or a written communication from the church showing the name of the church, the date of the contribution, and the amount of the contribution. The recordkeeping requirements **may not be satisfied by maintaining other written records**. As noted below, additional substantiation requirements apply to contributions (of cash or property) of \$250 or more, and these must be satisfied as well.

Substantiation of Contributions of \$250 or More. Donors will not be allowed a tax deduction for any individual cash (or property) contribution of \$250 or more unless they receive a written acknowledgment from the church containing the following information:

- Name of the church.
- Name of the donor (an SSN is not required).
- Date of the contribution.
- Amount of any cash contribution.
- For contributions of property (not including cash) valued by the donor at \$250 or more, the receipt must describe the property. No value should be stated.
- The receipt must contain one of the following: (1) a statement that no goods or services were provided by the church in return for the contribution; (2) a statement that goods or services that a church provided in return for the contribution consisted entirely of intangible religious benefits; or (3) a description and good faith estimate of the value of goods or services other than intangible religious benefits that the church provided in return for the contribution.
- The church may either provide separate acknowledgments for every single contribution of \$250 or more or one acknowledgment to substantiate several single contributions of \$250 or more. Separate contributions are not aggregated for purposes of measuring the \$250 threshold unless they are related to a single transaction.

- The written acknowledgment must be received by the donor on or before the earlier of the following two dates: (1) the date the donor files a tax return claiming a deduction for the contribution, or (2) the due date (including extensions) for filing the return.

Gifts of property. Several additional rules apply to the substantiation of contributions of noncash property valued by the donor at \$500 or more. Donors who claim a deduction over \$500, but not over \$5,000, for a noncash charitable contribution must retain certain records and complete the front side (Section A, Part I, and Part II if applicable) of IRS *Form 8283* and enclose the completed form with the *Form 1040* on which the charitable contribution is claimed.

Special rules apply to donations of cars, boats, and planes valued by the donor at more than \$500. The church must provide the donor with a written acknowledgment containing certain information. These requirements may be fulfilled by filing *Form 1098-C* with the IRS containing the required information about the donation and providing *Copy B* to the donor. See the instructions for *Form 1098-C* for more information. Failure to file *Form 1098-C* can result in penalties assessed to the church and a loss of the donation deduction by the donor.

❖ **KEY POINT:** Generally, you must furnish *Copies B* and *C* of this form to the donor no later than 30 days after the date of sale if Box 4a is checked or 30 days after the date of the contribution if Box 5a or Box 5b is checked. If Box 7 is checked, do not file *Copy A* with the IRS and do not furnish *Copy B* to the donor. You may furnish *Copy C* to the donor. The donor is required to obtain *Copy C* or a similar acknowledgment by the earlier of the due date (including extensions) of the donor's income tax return for the year of the contribution or the date that return is filed. *Form 1098-C* is not provided to the donor at the end of the tax year. All *Forms 1098-C* issued during a tax year are provided to the IRS with *Form 1096* by February 28 of the next tax year.

For contributions of noncash property valued at more than \$5,000 (\$10,000 for privately held stock), a donor must obtain a qualified appraisal of the donated property from a qualified appraiser and complete a qualified appraisal summary (Section B of *Form 8283*) and have the summary signed by the appraiser and a church representative. Completed *Form 8283* is then included with *Form 1040* on which the charitable contribution deduction is claimed. The appraisal must be enclosed for contributions of property (other than inventory and publicly traded securities) in excess of \$500,000.

❖ **KEY POINT:** The IRS considers contributions of cryptocurrency to be contributions of property. Therefore, any documentation requirements applicable to noncash contributions are applicable to the donation of cryptocurrency.

Affordable Care Act Reporting

The ACA imposes the most significant reporting obligations since the introduction of *Form W-2* in 1943. Reporting obligations are similar to *Form W-2* in that there are forms that must be issued to individual employees, and a transmittal form that is sent to the IRS along with copies of all the forms issued to employees. And, as with *Form W-2*, the IRS can assess penalties for failure to comply with the new reporting obligations.

Because of the similarities of the new reporting requirements to *Form W-2*, some are calling them the "Health Care *W-2s*". Of course, the analogy is not perfect. The *Form W-2* reports compensation and tax withholding, while the new forms report health insurance information. The reporting requirements consist of the following forms:

- Providers of minimum essential coverage (MEC) are required to file *Forms 1094-B* and *1095-B*. These forms are used to report certain information to the IRS and to employees about individuals who are covered by MEC. The legal filing requirement is to furnish the forms to employees by January 31, 2024. However, the IRS has provided for a permanent and automatic extension of time for providing the statements to individuals to March 1, 2024.

The forms must be filed with the IRS by February 28, 2024 (April 1, 2024, if filed electronically).

- Applicable Large Employers (ALEs), generally employers with 50 or more full-time employees (including full-time equivalent employees) in the previous year, must file one or more *Forms 1094-C* (including a *Form 1094-C* designated as the Authoritative Transmittal, whether or not filing multiple *Forms 1094-C*), and must file a *Form 1095-C* for each employee who was a full-time employee of the employer for any month of the calendar year. Generally, the employer is required to furnish a copy of *Form 1095-C* (or a substitute form) to the employee. These forms must be furnished to employees by January 31, 2024 (also under the automatic extension previously discussed to March 1, 2024), and filed by February 28, 2024 (April 1, 2024, if filed electronically). The information reported on *Forms 1094-C* and *1095-C* is used to determine whether an employer owes a payment under the employer-shared responsibility provisions of the ACA (the employer mandate or play or pay provisions).

See the instructions for these forms on [IRS.gov](https://www.irs.gov) for more information.

- ❖ **KEY POINT:** Churches with fewer than 50 full-time employees and an insured group health plan generally have no reporting obligation. They are not required to file *Forms 1094-C* and *1095-C* since they have fewer than 50 employees, and their group plan insurer files *Forms 1094-B* and *1095-B*.

✦ **KEY POINT:** While the above information and the applicable instructions to the forms still refer to the ability to physically file paper forms, these forms have also been included in the mandatory e-filing requirement that is applicable if the church files 10 or more of a combination of any type of reporting form.

HELPFUL NUMBERS AND RESOURCES

1-800-TAX-FORM (1-800-829-3676)

Request IRS forms.

[IRS.gov](https://www.irs.gov)

Visit the IRS homepage.

[GuideStone.org/FederalReportingRequirements](https://www.guidestone.org/federal-reporting-requirements)

Access GuideStone's digital version of this guide.

[ChurchLawandTax.com](https://www.churchlawandtax.com)

Visit a Christianity Today website featuring Richard Hammar and a host of other professionals who provide information on church law, tax, finance, and risk management.

[ChurchLawandTaxStore.com](https://www.churchlawandtaxstore.com)

Visit Christianity Today's online store with church management resources to keep your church safe, legal, and financially sound.

[Church & Clergy Tax Guide](https://www.churchlawandtaxstore.com/church-clergy-tax-guide)

Purchase Richard Hammar's comprehensive tax guide published annually by Christianity Today International by visiting [ChurchLawandTaxStore.com](https://www.churchlawandtaxstore.com).

[Church Compensation, Second Edition \(with 2023 Updates\)](https://www.churchlawandtaxstore.com/church-compensation-second-edition)

Purchase CPA Elaine Sommerville's reference book that guides you through every aspect of employment compensation in easy-to-understand language by visiting [ChurchLawandTaxStore.com](https://www.churchlawandtaxstore.com).